



In Focus

PHOTO GROUP NEWSLETTER

What's In This Issue

Content	Pg.
Photo Group Diary	1
Dates For Your Diary	2
Saturday, September 6th 2014	2
Tuesday, September 9th 2014	2
Tuesday, September 23rd 2014	5
Tuesday, September 30th 2014	10
POINTSCORES: October 2014	10
<i>Colour Prints</i>	10
<i>Monochrome Prints</i>	11
<i>EDI</i>	11
<i>Small Prints</i>	11
2014 Competition: October	11
2014 Competition: Print/EDI of the Year	12
Upcoming Club Workshop	12
<i>Creative Image Workshop</i>	12
Electronic Image Resizing	12
The Techno Shop	13
Quick Tips	14

Photo Group Diary

October 2014

Tues	14 th	Details to be confirmed.
Sat	18 th	“Creative Photography Workshop” with Sue Robertson (outing & workshop).
Tues	21 st	EDI Competition Entry Closing Date.
Tues	28 th	Set Subject Competition: “A Song Title”
<i>Closing Time:</i> 7.15pm. No Print Entry will be accepted after this time.		

November 2014

Tues	25 th	Closing Date: Print/EDI of the Year Competition Entry
------	------------------	---

CLUB MEETINGS

2nd and 4th Tuesday of Each Month
at 7.30pm
FIGTREE HEIGHTS PRIMARY
SCHOOL
St Georges Avenue & Lewis Drive
FIGTREE
Vehicle entrance via Lewis Drive
FIGTREE
UBD Map: 34 Ref: P6

Club Address: **P.O Box 193**
FIGTREE, NSW. 2525

Phone Contact:
0457 415598

Club Website:
<http://www.wollongongcameraclub.com>

Enquiries:
photogroup@wollongongcameraclub.com

Competition Entries by email
email address is found on the Club's Website

Photo Group Newsletter Editor:
editor@wollongongcameraclub.com
awardimages@wollongongcameraclub.com

2014 Membership Fees

Member	\$55.00	Pensioner	\$45.00
Student	\$25.00	Family	\$85.00
Additional Fee For Competition			\$10.00

To the complaint, 'There are no people in these photographs,' I respond, 'there are always two people: the photographer and the viewer'." *Ansel Adams, Great American Landscaper*



We welcome the following new members to the Photographic Group:

Kerry Gilmore

Dates For Your Diary

Saturday, October 18th 2014.

Creative Image Workshop with Sue Robertson. You need to bring your camera, cable for downloading images and your lunch. Morning Tea will be provided. Further details will be published closer to this event.

Saturday, September 6th 2014

Jim Ollis held his third & final Photoshop workshop on Saturday 6th September which was attended by 8 club members. After a quick review of the work done in the previous workshop, Jim continued with more coverage on Layers, masks etc.

Unfortunately Jim did not have the "buddies/helpers" as previous, so it was a bit of a juggling act to combine teaching as well as providing one-on-one help to those whose Photoshop programmes did not quite speak the same language as that which was being used by Jim. However, in his usual calm and un-hurried manner, and also with the utmost patience, Jim walked around to each and every one requiring his able assistance and proceeded to calm frazzled nerves and get everyone sorted. The photos tell the story !!



Dawne took over on the morning tea run and tried very hard to match up to Sue's excellent spread at the previous workshop, however, Dawne thinks the jury is still out as she wasn't convinced that she achieved the level of perfection she strived for !!

Finally, sincere thanks to Jim for the tremendous amount of work he put into producing these three high quality workshops which I am sure benefited all those that attended and also helped top up the Club's money box.

Tuesday, September 9th 2014

Jim Ollis chaired this evening's meeting and commenced by welcoming our guest speaker, William Patino, his wife Renee and two friends. Jim also welcomed 6 visitors and 22 members to the meeting. Jim said he had apologies from Norm Melvin, Brendon Parker and Val Porter.

Business:

Jim announced the following for the members' attention:

- 📅 2014 Photoshop[®] Workshop. Jim said the 2nd and final workshop for 2014 was held on Saturday, September 6th. See report earlier in Newsletter.

- 📷 FCC 2014 Interclub. Selection Panel met last night (08/09/2014) with a good selection in each category except the “First Time Entry” section. The Panel would like to hear from anyone interested that meets the entry criteria please see Sue Souter.
- 📷 Club Competition.
 - Next competition is the September “Open”.
 - November 2014. Set Subject “A Song Title” Entrants were reminded that the “Song Title” must appear in the image or on the mount in the case of Print/s.
- 📷 Club Social Evening. September 30th (5th Tuesday of Month) for a “Dessert and Coffee” night at Bombora, Belmore Basin. If interested please contact Val.
- 📷 2015 Planning Group Meeting. A meeting for planning the Photographic Group’s 2015 Programme is scheduled for Friday 10/10/2014. Please speak to any member on the Planning Group if you have ideas, outings, Competition Subjects, etc.
- 📷 Creative Workshop. Sue Robinson will lead this Workshop on Saturday 18/10/2014. Currently it is proposed to have a field trip before returning for discussion of images taken and other post production. The Workshop cost: Club Member \$20.00; Visitor \$35.00. Further details shortly.
- 📷 Print/EDI of the Year, 2014. Members were reminded that entries close at end of Competition Night in November 2014. A financial **member can enter two (2) entries per section** from images entered during the 2014 Competition Year.

Greg Delavere announced the following:

- 📷 Charity Golf Day, 26/09/2014. Local FM Non Profit Radio Station “Pulse FM” are holding a Golf Day and looking for photographer/s for the day’s activities. To be held at the Port Kembla Golf Club, Primbee. See Greg for further information and contact details.

Guest Speaker:

Jim Ollis introduced our guest speaker for this evening, William Patino.

William then spoke briefly about himself, his wife (Renee) and his photographic experience. He said they live locally, at Mt. Keira, and this gives him good opportunities to take photographs. William first picked up a camera in 2012. Before that his passion was skateboarding. It was through an invitation to travel to Canberra with friends for a skateboard trip that Renee encouraged William to take a dSLR Camera (purchased for a USA trip year earlier) that William became passionate about photography. He took photographs from various angles of the group’s action in the half pike skate rink.



William said that looking at life through a lens has really opened up his eyes and mind to the vast, intricate beauty of the world we live in. “Through photography I have developed a deep appreciation for nature and learned to understand and admire life’s simplicity”. William said that both his mother and her father were oil painters, so the “creative blood flows through his veins”.

William spoke about his passion; “whatever he chooses in hobbies, he is very passionate about”. William said that his images have appeared on Instagram. He saw images that jumped out so he started taking images on his mobile phone and sharing them on this social media site.

William then showed the audience a number of his images and spoke about them, where they were taken and the “early” start to the day (sunrises) or later afternoons for sunsets. Images of waterfalls, sunrises/sunsets and jetties have made William appreciate the simpler things in life.

William then decided that he would develop a website to sell his images. He sought the advice of a friend and from this he has learnt to look at his images in a different way so that he came develop his image taking skills. He spoke about “looking around the image” at the various elements and asked “is this needed?” Once the website was up and going he sold images in the first week, then the drought set in. But he has persevered. The website now has a Blog, Workshops and Gallery.



Forest



Tree Of Life



Helensburgh



Minnamurra Sunrise

Photography is a progressive journey for William and it's a constant learning curve. He said he has learnt from the past mistakes so as to produce better images in the future. He said he commenced with a Canon 5D Mark II but these days his workhorse is a Sony "7R". He said the "7R" gives him a greater tonal range and this has almost eliminated the need to take a series of images at different exposures and the associated post production in blending these images together.

William related a number of stories how images were taken, encounters with both the sea and photographers that helped to develop his skills. He added that "photography gets you out to explore the area and that he didn't realise existed".

Image Processing. William said that he marginally "Photoshops®" his images rather relying upon the camera. He shoots in "RAW" for the image data then uses selective post production tools such as: White Balance; Adjustment; Light Levels/Exposure Adjustment; Contrast; Dodge/Burn; Soften/Sharpening and Luminosity Mask. He commented that he tries to maintain "photography morals" to "keep the truth to the event/scene" at the time the image was taken. Thus he minimises post production. He demonstrated this with a short video of the conditions when he took on of his displayed prints. He added that he isn't into computer "faking" the image. His aim when taking an image is 90% in camera, 10% editing. "What I saw, I want to show people".

Photo Display and Achievements. William said that his images have appeared in numerous photographic publications including Australian Photography, Better Photography (Australian based magazine) and on display in the Smithsonian Museum in the USA to mention a few. William has been a finalist in the FujiFilm Amateur Photographer of the Year; Highly Commended (Australian Photography), International Pano Awards 2014 are just a small list of his achievements. William said that he entered the Smithsonian's (Washington USA) Competition celebrating 50th Anniversary of National Parks (USA). The condition is that the image must have been taken in an USA National Park. William had his print accepted and was hung in the exhibition.

Social Media. William says he uses the social media (e.g. Facebook, Instagram, etc.) as a vehicle to get his work out.

Yellowknife Canada. William spoke about his "invitational trips". He said that just recently he had spent a weekend in Tasmania at the request of Tourism Tasmania. He then spoke about the Yellowknife invitation from Tourism Canada to photograph the Northern Lights. This was a 4-Night "excursion to photograph the "Aurora" lights. He said that he had to photograph the "lights" and post images up to the Tourism Canada's website. He spoke about this experience especially the -31 to -50 degree temperatures.



Yellowknife, Canada



Alive (Yellowknife, Canada)

On his website William writes “Each and every day I see the Creator paint a different picture upon this canvas of life. I want to be there to capture and experience the magical, once in a lifetime moments..... Photography really feels like an extension of who I am. I love being one with the environment and exploring new locations. In a world of fast moving technology, this art has helped me slow down and enjoy the simple things that nature has to offer.”

Jim Ollis thanked William and Renee for being a part of the Meeting and for William in sharing his photographic journey. All were invited to share a cuppa and talk informally with William regarding his photography.

Tuesday, September 23rd 2014

Val Porter chaired this evening’s Competition Night and extended a warm welcome to the 31 members and 2 visitors. Val said that she had apologies from Norm Melvin, Kathy Pond and Jim Ollis.

Business:

Val mentioned to following for the members’ attention:

- ☞ FCC:
 - 2014 Interclub. The club’s selection panel has met for the club’s entries. Brendon Parker is arranging for the club’s Projected Images to be sent to FCC for judging. Anyone wishing to check the club’s entries can view the Entry List at the Information Desk.
 - FCC Raffle Tickets. Dawne has raffle tickets for sale. Please see her.
- ☞ Photo Group 2015 Programme Planning. The Photo Group Planning Group will be meeting at Val Porter’s residence on Saturday, Oct 4th 2014 to discuss the 2015 Programme. Any suggestion, please see Val or any of the other Group member and discuss. All are most welcome to attend.
- ☞ Mission Expo. Val thanked Dawne in the Expo being held at the Wollongong Novotel. Dawne and a couple of volunteers “manned” a Wollongong Camera Club table throughout this Expo.
- ☞ Creative Workshop. Saturday October 18th 2014 with Sue Robinson. Sue Souter advised the meeting that this workshop will begin with an Outing (Austinmer Beach) with a model and then back at the School for lunch and discuss the morning’s results. Attendees are required to provide their own lunch. Please see Sue, Val or Jim if you are interested.
- ☞ Social Evening. September 30th 2014 at Bombora commencing 7:30pm. Please advise Val if coming.
- ☞ Next Competition; October 2014. Set Subject, “A Song Title”. Entrants were reminded that the “Song Title” must appear in the image or on the Print mount.
- ☞ 2014 Annual Dinner and Presentation Night. Members were reminded:
 - Venue: Villa D’Or in Flinders Street;
 - Print/EDI of the Year Competition: Entries close on November 25th 2014. Members allowed two (2) Entries per Section entered during 2014 Competition Year. This competition is an “Open”. All images entered in the Set Subject Competitions are eligible but will be treated as an “Open” for the Print/EDI of the Year.


Geoff Gray mentioned:

- ☞ 2015 Fees.
 - Geoff gave a brief outline of the Management Committee’s decision to adjust the 2015 Fees to include the “Competition Fee” in the one Year Subscription Fee. Geoff said that the net effect would affect only a couple of members.
 - Fees due on 01/01/2015. Early payment would be appreciated.

Competition:

Val introduced our judge for this evening, Malcolm Fackender. Malcolm is no stranger to Wollongong as he has been a regular guest as either a speaker or judge in recent years. Val said that Malcolm has been involved with photography for most of his life, growing up in a family of photographers and following in the footsteps of both his father and uncle. In particular Malcolm has a keen interest in Macro and Bird photography. He has been involved with Photographic Clubs for over 30 years as a member and in executive positions.

Malcolm has developed a strong interest in travel photography, particularly in South East Asia where he has taken in excess of 150,000 images. Through his company “Spotlight on Asia” Malcolm has successfully planned, arranged and led fourteen small group tours to Vietnam, Cambodia and Myanmar, with plans to extend his tours to more countries in the future.



Malcolm thanked Val for the introduction and invitation to judge the club’s Competition. Malcolm said that he had a slight correction to the introduction saying that his portfolio has grown to approximately 250,000 images. Malcolm added that he has only just returned from a three (3) week African Tours last week. He then commented that through his Travel Company that 3 of the first 5 months were spent out of Australia and when he returns he is in demand for lectures and judging. He said that he was asked to bring some prints to show but he didn’t, instead He had a couple of Audio Visuals he had edited on his iPad to show later in the evening.

Colour Prints “A” Grade

Colour Prints: “Open”

A Grade

Malcolm spoke about overcast days which resulted in a softer print. The elements and leading lines of images combine well. He congratulated the authors for the way their print entries “grab” his attention. He commented upon the light and shadow were handled well bringing out the detail.

Malcolm liked the way the photographers have utilised framing and vignetting to aid the image’s presentation and holding the image’s story. He also mentioned that a couple of Colour Print entries were similar to entries he had judged in the EDI section.

Malcolm commented that “sharpness” isn’t always required and that the subject matter can have a “softness” about them.

Malcolm advised the entrants that they need to look for elements that will make a “difference”. The photographer is to use their skills/technique to compose the right elements so as to create the image’s story.

Malcolm awarded the following:

Colour Prints, A Grade: 9 Entries received from 9 Entrants.

	<p><i>Best In Section:</i> “Alley Way”, Colin Marshman</p> <p><i>Merits (3):</i> Geoff Gray, Colin Marshman, Helen Robinson</p> <p><i>Credits (3):</i> Greg Delavere, Barry Daniel, Eunice Daniel</p>
--	---

B Grade


Malcolm commented on the colour rendition and how they had handled the saturation and details of their entries.

Malcolm mentioned that in nature photographers were always looking for that “clean shoot” where the main subject is highly visible in their environment. Malcolm said that we should accept that animals hiding or partly behind bush/s was acceptable, in his opinion, as this is what happens in nature.

Malcolm spoke about strong elements that grab attention, particularly his attention. He suggested photographers look around and ask “does it (the image) have a strong element or point of interest”? Malcolm said photographers should search for it, move around or change the angle of view until the best aspect is found.

Malcolm awarded the following:

Colour Prints, B Grade: 10 Entries received from 10 Entrants.

	<p><i>Best In Section:</i> “Simply Red”, Norm Melvin</p> <p><i>Merits (3):</i> Casandra Best, Norm Melvin, Val Porter</p> <p><i>Credits (4):</i> Wayne Fulcher, Brendon Parker, Kathy Pond, Sandra Tibbitts</p>
---	--

Monochrome Prints: “Open”

A Grade

Malcolm commented about tweaking of the “sky” in a landscape entry so to bring out the detail that is currently “lost”. Malcolm suggested that photographers to watch how far they can “push” the tweaking and not to blow out the sky details. It’s a fine balance and the difference comes with experimentation and experience.


Malcolm also commented about “dust” creating a problem. Not dust on lens or in the camera but in the image. Malcolm was referring to an image of a charging elephant, a dark animal (element) with the lighter dust fooling the camera’s exposure. Malcolm’s advice was for the photographer to focus, take meter reading, on the darker element. He also suggested that the photographer try to tone map the image to bring out the darker elements.

Again Malcolm spoke about the photographer needing to pay attention to the image’s elements and that the story blends together.

Malcolm said photographers need to work with the light conditions, both the natural and artificial so as to lift the subject.

Malcolm said that the awards again were difficult, so hard but he had to award them. Malcolm awarded the following:

Monochrome Prints, A Grade: 8 Entries received from 8 Entrants.

	<p><i>Best In Section:</i> “Stark Beauty”, Bernie Gromek</p> <p><i>Merits (2):</i> Eunice Daniel, Bernie Gromek</p> <p><i>Credits (4):</i> Greg Delavere, Geoff Gray, Colin Marshman, Helen Robinson.</p>
---	--

B Grade

Malcolm commenced this section by speaking about long lens and its ability to compress the depth of field. He explained this situation with a line of trees and he thought that the entrant had handled the subject well.


Malcolm also expressed his opinion regarding the mixture of subjects ranging from abstract to nature to people.

Again Malcolm spoke about Tone Mapping to assist the photographer to bring out the subject element especially when they are dark in composition to other elements, e.g sky or water. A little extra work will improve the final image.

Backgrounds. Malcolm said commented when changing/replacing the background to watch the merge/blend in respect to the main subject or elements. This is highlighted by a faint line around the cutout. Care is required to make this process to appear as a single image. Malcolm suggested photographers use Topaz Remask and learn how to use it and the separation between both the required element and the unnecessary element/s.

Malcolm awarded the following:

Monochrome Prints, B Grade: 9 Entries received from 9 Entrants.

	<p><i>Best In Section:</i> All Lined Up”, Casandra Best</p> <p><i>Merits (3):</i> Casandra Best, Chris Butcher, Sandra Tibbitts</p> <p><i>Credits (3):</i> Dawne Harridge, Brendon Parker, David Tibbitts</p>
--	--

Small Prints “C” Grade

Malcolm commenced the Small prints by saying that it was good to see the Small Print section as there was a trend to move away from them in many clubs. He continued saying that printing techniques were being lost.


Malcolm spoke on image sharpness and the size of the image needs to have impact to draw to viewer to it whereas the larger prints have an ability to draw the viewer by their sheer size. Of course the image still has to have appeal.

The little details such as textures, grain can be utilised to produce a great image. He also mentioned photographing “Graffiti”. The photographer should be looking for something that adds their touch to someone else’s work.

Zoo Animals. Malcolm commented that a zoo animal “normally” doesn’t have too many scars, if any at all, whereas the same animal in the wild would have “battle scars”. He suggested if shooting at a zoo to tightly crop so as to remove the “human” background.

Backgrounds. Malcolm said to watch out for these. He suggested to crop or tone down (dodge/burn) to eliminate (at best) or to reduce their effect.

Malcolm awarded the following:

	<p><i>Best In Section:</i> “Secrets of the Past”, Jill Bartlett</p> <p><i>Merits (3):</i> Jill Bartlett, , Ruth Brooks, Barbara Hipsley</p> <p><i>Credits (4):</i> Jill Bartlett, Ruth Brooks, Emma Foley, Lynley Ollsson</p>
---	--

At the end of Malcolm's presentations Val thanked Malcolm for coming and judging the competition and then sharing his work with the members. Val also encouraged the members to look at the prints and to raise any question/query with Malcolm.

The Club's EDI entries were pre-judged by Malcolm and that all EDI entries written comments would be found on the club's website:
<http://wollongongcameraclub.smugmug.com/2014Open>

Image exposure was another area that drew Malcolm's comments. In particular, a snow scene where the camera's exposure has been "fooled" as the camera attempts to expose for 18% grey resulting in the snow being "greyish". His advice was to increase the exposure compensation slightly, being aware not to blow the detail in the background snow. It's a fine balance between the two situations.

EDI (Electronic Displayed Images): 30 Entries received from 15 Entrants.

Page: 9 Of 15

The judge's written comments for Kathy's Best in Section were: "Beautiful photograph of the two whales breaching synchronized. An amazing experience and well captured. Merit, Best in Section"

Tuesday, September 30th 2014

Today was the second consecutive hot September day and it was great to be out over the cooler surrounds of Belmore Basin as 19 members and 2 visitors met for a Coffee and Dessert Evening at the Bombora Restaurant.



For 3 members, and their husbands, the evening commenced a little as they were well into the main course when members began to arrive for evening.

There was representation from both the Movie Makers and the Photographic Group on this social occasion. A number of our newer members mixed with several senior members were in attendance and it was good for everyone to catch up with other members in a very pleasant social environment. The restaurant had set up 2 sets of tables and it wasn't long before they were filled and the conversations started raising the ambient level higher. Many conversations around photography, what are you doing for the next competition (Photo Group) to general catch up were heard. Some of the members have been away and talk of holidays also filled the air.



It was a great night with members being able to relax and chat with each other, a situation that isn't always possible at Club Meeting evenings. There was time for people to take advantage of the location and try a little night time photography around the "Basin". Many decided to remain and continue with their conversations.



The food was good, the conversations were even greater. Thanks to Val for organising this evening and providing the editor with images from the evening.

POINTSCORES: October 2014

Colour Prints

"A" Grade

34	Colin Marshman	28	Geoff Gray	25	Sue Souter
31	Greg Delavere	27	Eunice Daniel	16	Dawne Harridge
29	Barry Daniel	26	Helen Robinson	8	Allayne Foley
28	Bernie Gromek			7	Justina Turpin

“B” Grade

32	Brendon Parker	23	Wayne Fulcher	11	Kathy Pond
30	Sandra Tibbitts	22	Casandra Best	10	Norm Melvin
26	Val Porter	19	Warren Causer	4	Al Cartwright
23	David Tibbitts	16	Elaine Duncan	4	Jim Ollis
		14	Chris Butcher		

Monochrome Prints

“A” Grade

36	Bernie Gromek	28	Colin Marshman	15	Justina Turpin
29	Geoff Gray	28	Eunice Daniel	11	Barry Daniel
29	Helen Robinson	28	Greg Delavere	7	Allayne Foley
		20	Sue Souter		

“B” Grade

36	Brendon Parker	18	Chris Butcher	12	Kathy Pond
36	Sandra Tibbitts	18	David Tibbitts	6	Wayne Fulcher
25	Casandra Best	18	Elaine Duncan	2	Jim Ollis
24	Dawne Harridge	18	Val Porter	2	Norm Melvin

EDI

45	Sue Souter	36	Dawne Harridge	25	Val Porter
43	Greg Delavere	34	Sue Shaw	15	Justina Turpin
42	Barbara Hipsley	31	Brendon Parker	12	Gail Grant
42	Cathy Ashcroft	31	Bruce Shaw	10	Jim Ollis
37	Barry Daniel	30	Kathy Pond	9	Lynley Olsson
37	Chris Butcher	28	David Tibbitts	6	Ruth Brooks
37	Sandra Tibbitts	27	Warren Causer	3	Al Cartwright
		25	Jill Bartlett		

Small Prints

47	Barbara Hipsley	41	Ruth Brooks	14	Kerry Gilmore
45	Jill Bartlett	26	Gail Grant	11	Palesa Charleston
42	Lynley Olsson	23	Michael Cherviakov	3	Austin Michael
		19	Emma Foye		

2014 Competition: October

Competition: Set Subject “A Song Title”

Prints			EDI's
✓ Colour	✓ Monochrome	✓ Small	✓ Normal

Please remember that all Prints entered on the night must in before 7.15pm, otherwise they will not be accepted. Entry Forms for all classifications, EDI's included, must also be handed in.

Guidelines for the October Competition: "A Song Title" . "An image illustrating the title of a recorded song. The title of the song must be placed on the image or on the mount.

Possible Idea Source:

www.songfacts.com

Members are reminded that any entry that does not match the above guidelines will not be accepted for this competition.

2014 Competition: Print/EDI of the Year

There is only two (2) more Competition till the end of the year. Then it's time for the Print/EDI of the Year Competition to coincide with the Club's Annual Dinner and presentation Evening. All Entry conditions are found in the Photographic Group's Competition Rules located on the Club's Website.

Remember that this is an "Open" Competition and is restricted to your images entered in competitions during 2014. Any entry/ies entered in a Set Subject Competition are eligible but they will be treated as an "Open" Competition Entry.

So it's time to prepare for this. Entry/ies Close at end of the November Competition Evening (November 25th 2014).

Upcoming Club Workshop

Creative Image Workshop

You need to bring your camera, cable for downloading images and your lunch. Morning Tea will be provided.

Electronic Image Resizing

It appears that some members are still having problems with image resizing to the EDI size requirements. This has resulted in the EDI Steward (Ruth) who manages both the EDI Competitions and the Award Images site having to reject images sent in. Ruth has very kindly sourced the below links which could be very helpful and requested that they be forwarded on. Hope this helps!

This might be useful to members – how to resize on about 4 different programs

http://www.australianphotography.com/news/photo-tip-of-the-week-how-to-resize-images-for-the-photo-competitions?utm_medium=email&utm_campaign=Newsletter+18+September+2014&utm_content=Newsletter+18+September+2014+CID_49b9605e50cc0a50b6133622479f1845&utm_source=Email%20marketing%20software&utm_term=about%20resizing%20photos%20for%20our%20photo%20competitions

Your assistance in this matter is appreciated.

The Techno Shop***Sony QX1, QX30 Smartphone Attachments.***

In September 2013 Sony revealed cameras completely reliant on a smartphone for framing, image review, and all control other than image capture and zoom. Now, 2014, Sony has released the Sony QX1 (the first APS-C interchangeable-lens camera module) and Sony QX30 (the first 30x zoom camera module) for your smartphone. For the more enthusiast photographer, the QX1 includes a host of advanced features, including RAW+JPEG capture; Program, Aperture Priority and Shutter Priority shooting modes; Lock-on AF; up to 3.5fps continuous burst shooting; 1080/30p Full HD video and a built-in flash. Note the 50mm lens is not part of the package.



Reference: <http://www.imaging-resource.com/news/2014/09/03/sony-qx1-qx30-debut-transform-your-smartphone-into-an-aps-c-ilc-or-30x-supe>

Rokinon offers affordable manual focus fisheye lens for Nikon 1-mount

Looking for an affordable fisheye lens for your Nikon 1-series compact system camera? If so, the folks at Nikon Rumors have spotted one that might be of interest given a list price of just US\$200 and the magical words "Made in Japan".



The Rokinon 7.5mm f/8 RMC fisheye lens doesn't appear on the company's own website, and seems to have been introduced in ninja stealth mode, with no official announcement that we can find. It sports a metal lens barrel and four all-glass elements, and has a manual-focus design. As a fisheye with a fixed f/8 aperture, and designed for a relatively small 1-inch sensor size, though, one would have thought that depth of field would be vast -- so precision focusing isn't like a big issue in the first place.

The lens will focus down to just 11.8 inches, and has a 35mm-equivalent focal length of 20.25mm. A petal-type lens hood is built in, and Rokinon's multi-coating is used. The lens weighs 7.8 ounces (220g), and has dimensions of 2.6 x 2.1 inches (65 x 52mm).

If you want to pick one up for yourself, preorders are now possible at B&H Photo Video. No availability date has been announced, but we'd imagine it can't be too terribly far away given that it's available to purchase.

Reference: <http://www.imaging-resource.com/news/2014/08/28/rokinon-offers-affordable-manual-focus-fisheye-lens-for-nikon-1-mount>

New Pentax K-S1 DSLR gets all sci-fi, thanks to its LED grip, unique user interface

The Pentax K-S1 certainly stands out from the crowd of midrange DSLRs with its LED-equipped grip and the unique button layout on its rear. The shiny LEDs it is adorned with actually serve a purpose. Depending on which settings the user has chosen, the LEDs on the grip, as well as on the various buttons on the camera's top and back, change the state of their illumination to convey the current shooting mode at a single glance. The K-S1 supports Eye-Fi cards as well as the optional Flucard that connects the camera to a smartphone for remote control.

Reference: <http://www.digitaltrends.com/photography/new-pentax-k-s1-mid-level-dslr-almost-looks-like-cylon-thanks-led-grip/>

Western Digital launches My Passport Wireless hard drive with built-in SD card reader

Western Digital has launched a new wireless-enabled hard drive that uniquely features a built-in SD card reader. The My Passport Wireless might be coming to the market after other wireless options like the [LaCie Fuel drive](#), but it's the inclusion of the SD card reader that makes this product of particular interest to photographers.

When a memory card is inserted into the drive it can be set back up your photos or automatically ingest all images, then wipe the card clean afterwards. To view your images you can either connect the drive to a computer using USB3, or you can connect to it wirelessly using the free WD My Cloud mobile app. For photographers looking to travel light, this could be an excellent way to manage your photos on the road without needing to bring a laptop.

The drive runs on an internal battery that reportedly provides 6 hours of video streaming and up to 20 hours of standby time and also features FTP functionality to allow wireless-enabled cameras to send photos directly to the drive whilst shooting. If you are working with a team of photographers and editors, up to 8 people can connect to the drive simultaneously to access the content.



Reference: <http://www.dpreview.com/articles/6201873948/western-digital-launches-the-my-passport-wireless-hard-drive-with-built-in-sd-card-reader>

SanDisk introduces the world's first 512 GB SD card



The capacities of SD memory cards have been constantly rising in the past years. SanDisk has just introduced the world's highest-capacity SDXC memory card, and it holds a massive 512 GB. It's designed for the photographer, like sports or events photographers, that regularly juggles huge amounts of data. Another field of application where this card makes a lot of sense due to its high capacity and speed, it's rated UHS-I Class 3, with maximum transfer speeds of 95 MB/sec. is 4K video. Considering how many prosumer camera models already support 4K video capturing, having such a high capacity memory option seems like a good thing. In addition to the 512 GB model, SanDisk also announced two new 128 GB and 256 GB cards that provide equally fast transfer speeds. All three high speed SDXC cards are available right now and retail for approx. \$190 for the 128 GB model, \$360 for the 256 GB model and \$730 for the 512 GB model. Considering the price of the half-terabyte card, you may not want to ditch your external HDD just yet!!!

Reference: <http://www.imaging-resource.com/news/2014/09/15/throw-away-your-external-hdd-sandisk-introduces-the-worlds-first-512-gb-sd>

Quick Tips

8 Tripod Mistakes Every Photographer Makes

A tripod is one of the most essential accessories available to a photographer, but it's also one of the most misused.

1. Flimsy tripod.
2. Leaving the tripod behind.
3. Extending centre column.
4. Extending the bottom sections first.
5. Not leveling the shoulder.
6. Carrying the camera on the tripod.
7. Not weighting the tripod.
8. Erecting a tripod on wet sand.

Reference: <http://www.digitalcameraworld.com/2014/04/29/8-tripod-mistakes-every-photographer-makes-and-how-to-get-it-right/>

Free Tutorials

Digital photography tips from professional and experienced photographers providing digital photography tips and techniques, camera reviews, photo editing and video tutorials. You can also see videos on their YouTube site at: <http://www.digitalcameraworld.com/category/tutorials/>

Reference: <http://www.digitalcameraworld.com/category/tutorials/>

Australia's Gold Coast, A Time-lapse Video

Watching Joe Capra's promotional video, "Australia's Gold Coast – Timelapse," you may find yourself inflicted with a sudden outburst of wanderlust. Which is exactly the purpose of that video, as it was commissioned by Gold Coast Tourism, an organization whose goal it is to promote both the business and the leisure opportunities of the city and surrounding coastal region, located in the state of Queensland, Australia.

Reference: <http://www.digitaltrends.com/photography/talking-joe-capra-video-australias-gold-coast-timelapse/>

Camera Lens Corrections

Lens corrections help offset imperfections present in nearly every camera image. These might include darkening near the corners of the frame, otherwise straight lines appearing curved, or color fringes near edge detail. Even though these often aren't obvious in the original photo, the benefits of their removal almost always are. However, lens corrections also have the potential to make images worse if not carefully performed, and depending on the subject, some imperfections can actually be beneficial. Use the "Reference" link below to view the tutorial and explanations.

Reference: <http://www.cambridgeincolour.com/tutorials/lens-corrections.htm>

Editing Software Site

Photoshop Elements: New release 13. There some improvements. Please use the link below to check out these improvements.

<http://www.softwarevoucher.com/new-features-in-adobe-photoshop-elements-13/>

The Plugin Site: The Plugin Site offers various resources for Photoshop, Lightroom, Photoshop Elements, Paint Shop Pro, Photo-Paint, After Effects, Premiere and other applications. We also develop own products, including Photoshop plugins, external editors for Lightroom and standalone applications.

<http://www.thepluginsite.com/products/elementsxxl/index.htm>

This plugin does add a few niceties including SOFT- PROOFING.

Thanks to Brian Harvey for highlighting these sites.