



WOLLONGONG CAMERA CLUB INC. MOVIE MAKERS

75^{EST 1944}
YEARS



March 2019

CONTENTS

Last month at the Club

- 5th February
- 19th February

Two Founding Members of Our Club

Pot Shots

2019 Programme

The Club's new Website:

<http://wollongong.myphotoclub.com.au/>

Movie Makers' News & Views:

<https://wccmmmaterial.wordpress.com/>

Movie Makers' Members' Video Catalogue:

<https://wccmmmaterial.files.wordpress.com/2017/12/video-catalogue-by-year.pdf>

Movie Makers' Facebook Page:

<https://www.facebook.com/wccmoviemakers/>

WOLLONGONG CAMERA CLUB Presents

THROUGH THE LENS

An Exhibition of Members' Work

WOLLONGONG ART GALLERY

2nd APRIL to 26th MAY 2019

Entry Free

On display are members' photographic prints from the film era of the 1940's through to the present day digital medium.

Two video presentations exhibit members' digital images, audio-visuals, members' movies including members' interviews and the club's history.

For more information:
secretary@wollongongcameraclub.com
<https://wollongong.myphotoclub.com.au/>



LAST MONTH at the CLUB

5th February 2019

Nine members and one visitor attended the first meeting of 2019. The meeting was conducted by Ian Simpson and after a welcome to all, a 10 minute segment was shown of the video for the presentation of the Club at the Art Gallery in April and May to celebrate the Club's 75th Anniversary. The first few segments were shown to give members an understanding how the approximately two and a half hour programme was constructed.

Next members' videos were shown:

1. Moira Stephens' *Bass Point*, and
2. John & Ann Devenish's *Makers' Market* and *Street Art* – both of which were produced for the Wollongong Now project.

The topic for this night's meeting was Audio and use was made of the *Videomaker* collection of tutorial DVD discs. The areas covered were:

- Microphone type
- Outdoor Audio
- Audio Edit
- Audio Sweetening

After the viewing of each segment there were discussions.

WOLLONGONG NOW PROJECT

WOLLONGONG HISTORY CONTRIBUTION for the 75th ANNIVERSARY of WOLLONGONG CAMERA CLUB

Members, as individuals, make a short, punchy video snapshot of some aspect of Wollongong in early 2019 as a contribution to the club's 75th Anniversary. To avoid repetition here is a table of suggestions for co-ordination. Please take time to make a short video clip. An accompanying written voice-over script would be handy too. We need these evocative vignettes of Wollongong to be short and punchy.

Vignette: *a brief evocative description, account, or episode.*

19th February 2019

There were six members in attendance for the second meeting of the year. Ian Simpson conducted the meeting and firstly brought members up to date with the progress in the organisation of the 75th Anniversary Art Gallery Exhibition.

- The exhibition will be on between the 2nd of April and the 26th of May.

- Opening night is the 5th April; 6 pm to 7:30 pm. The Lord Mayor will opening the exhibition at 6:30 pm. All members will receive an official invitation from the Wollongong Art Gallery.
- An Anniversary Dinner is to held on the 30th April at the Old Court House at a cost of about \$25 per head.
- The 75th Anniversary book is in its final stages of preparation and it is hoped a copy will be ready to present to the Lord Mayor at the Opening Night.

Members' videos shown were:

- Max Davies – *What Bird is That*
- John & Ann Devenish – *Belmore Basin*
- Peter Brown – *Why Join the Club* – this was a remake of his previous version with members' photos displayed whilst they were interviewed.
- Tom Hunt – showed various shots he had taken along the coast line.

The rest of the evening was devoted to a practical follow up to the previous meeting's tutorial. Under interview conditions against a blue screen, various microphones were tested for clarity and freedom from extraneous noises.

The microphones tested were:

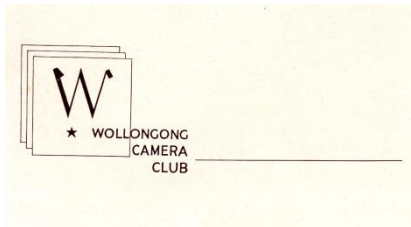
- Onboard camera microphone
- Hand held microphone
- Shotgun microphone on a boom pole
- Lapel microphone

All the responses from these differen microphones were recorded on Peter Brown's camera and after the session were played back via the Club's computer.




The general agreement was that the shotgun microphone on the boom pole was the best, recording less room noise. Whilst the lapel microphone suffered from clipping.





TWO FOUNDING MEMBERS OF OUR CLUB



The Wollongong Camera Club held its first official meeting on the 22nd of April 1944. There were thirteen people in attendance. One of those present was instrumental in establishing the Club and would go on to lead the Club in its first decade as well as establishing an international photographic reputation; whilst the second person would devote the next three decades to serving the Club.

Albert (Bert) Chambers

Albert Chambers, or Bert as he was known, was not only one of the founding members of the current Wollongong Camera Club but he was also a founding member of its predecessor, the Wollongong District Camera Club. This earlier club had formed in late 1941 with 19 members. However, there is no record of this club after 1942.

By 1944 there was no active camera club in Wollongong, so after some prompting from the editor of the influential photographic magazine of the time, the *Australasian Photo-Review*, Bert

once again sort local interest in the formation of a camera club. He helped draft the new Club's constitution and after its formation in April 1944, he became its first secretary / treasurer.

His service record for the Club was:

- Secretary / treasurer - 1944 / 45
- President – 1945 – 1947
- Editor of Club magazine – 1947 – 1953

Bert was President when the Club held its first two Salons of Photography and he exhibited in all four Salons held in the 1940s by the Club. In the first three Salons; 1945, 1946 and 1948; Bert exhibited B&W prints. His print in the 1945, Pictorial Photography salon was called *Trawlers*.



Albert Chambers – photograph by Bob Jessop



Trawlers – Albert Chambers 1945

However, it was his print, *Air on a G String*, exhibited in the 1948 Salon of International Photography that Bert achieved international success. As the Illawarra Mercury reported on the 8th of June 1947, *"A batch of prints by club members is at present circulating the salons in England, and so far one print has been hung at South Shields (Durham). This was Albert Chambers' 'Air on a G String'"*.



Air on a G String

Albert Chambers
Australia

By the time of the last Salon run by the Wollongong Camera Club in 1949, Bert was experimenting with colour transparency film. He did not enter any B&W prints in this exhibition, rather he exhibited 4 transparencies (slides).

Such was Bert's interest in colour photography that at the March meeting of the Club in 1947, he gave a presentation on "Colour Photography". He projected his own slides in both 35mm Dufaycolor and Kodachrome. The Dufaycolor slides were of particular interest to the members as it was the only colour film available for roll-film cameras at the time. Dufaycolor, a British additive colour film process, was the first practical colour process and was introduced for still photography in 1935.

Kodachrome film by Eastman Kodak was introduced for 35 mm cameras in 1936. As well as his own Kodachrome slides, Bert also showed examples of professional Kodachrome film and some demonstration dye-transfer colour prints. This created great interest, as the Illawarra Mercury of the 3rd of April 1947 reported, *"These proved beyond doubt that Colour Prints have 'arrived' and that when the old boggy, 'Dollar Exchange' is removed, every advanced amateur will be able to make his own colour prints."* Presentations must have somewhat rowdy affairs, as when Bert gave a presentation on "Technique without Fear" at the April meeting in 1953, the South Coast Times & Wollongong Argus reporter noted, *"He was given an unusually quiet hearing and old-timer Bill Haughton offered some helpful suggestions."*

In spite of these developments in colour photography, Bert presented a programme of monochrome lantern slides at the end of the Club meeting in April 1952.

Another side of amateur photography was reported by the Illawarra Daily Mercury on the 18th of February 1953, when the reporter "bumped" into Club members taking photographs in Crown Street, Wollongong. Bert Chambers assured the reporter, *"Nothing sinister; just a little bit of innocent fun"*. The Club members were on a photographic treasure hunt to shoot different objects.

Albert Chambers was the first Wollongong Camera Club member to gain international acceptance in a salon as well as having prints and colour slides accepted overseas. He also was awarded a bronze plaque at Adelaide in 1947. Albert was also the first Club member to gain photographic honours with an A.R.P.S. by the Royal Photographic Society in 1947. This was followed by the award of A.F.I.A.P. Albert, together with Bob Jessop, were the first Club members to be awarded life membership in 1953.

Bob Jessop

Bob Jessop's Christian name was no abbreviation, as his son Ken (Kenneth) related, *".. my father's name was Bob, not Robert, no middle name; his father's name was Harry, not Harold."* As Ken further detailed his father's biography;

"Originally from South Perth, Western Australia, my father came to the east coast to work as an industrial chemist at the steelworks in the early 1930s and went on through the war years in that strategic industry. He was deeply interested in photography as a hobby and in the early 1950s turned that hobby into a business. He opened a camera store at 264 Crown Street, Wollongong, named Wollongong Camera Centre, later to become Wollongong Camera House."

Bob's Club service record was:

- Secretary / treasurer - 1945 / 46 and 1952 / 53
- President – 1953 / 54 to 1956 / 57; 1958 / 59; 1962 / 63; 1966 – 68.
- Editor of Club Magazine – 1953 to 1977

Bob also had prints in all four Salons the Club organised in the 1940s. The first print in the 1945 Salon of Pictorial Photography was *Shadowed Landscape*.

During the opening ceremony of the 1946 Salon of International Photography, the Club President, Albert Chambers, *"paid a tribute to the work that was done by the secretary, Mr B. Jessop, and said most of the credit must go to him"* (Illawarra Mercury, Friday 25th October 1946).

Bob became interested in colour photography and often projected his slides at Club meetings, as the Illawarra Daily Mercury reported on the



Bob Jessop



Bob Jessop's shop in Crown Street, Wollongong



Shadowed Landscape – Bob Jessop, 1945

24th of April, 1952. “... Club members were shown a fine selection of Kodachrome slides by Bob Jessop. Highlights were several photos taken along the Tumut River and a series of wild flowers.”

Bob's usually reliable projector for the slide presentations suffered a hiccup at the meeting on the 12th of October 1953. Whilst showing David Brooks' coloured slides of a trip through Goulburn to Canberra and onto the Snowy Mountains, the home-made projector *"turned into an oven and nicely cooked all the slides. Bob's only explanation was that he had just polished the reflector, some polish"*. (Illawarra Daily Mercury, Thursday 5th November, 1953.

Bob won a number of Club competitions:

- B&W Print of the Year 1948 – *Nocturne*
- B&W Print of the Year 1956 – *Into the Sunshine*
- Colour Slide of the Year 1956 – *Strawberries*
- Colour Slide of the Year 1961 – *Days Work Done*
- Colour Slide of the Year 1968 – *Quiet River*

He was also Year Point Score winner for 1948 /49, 1949 / 50 and 1962.



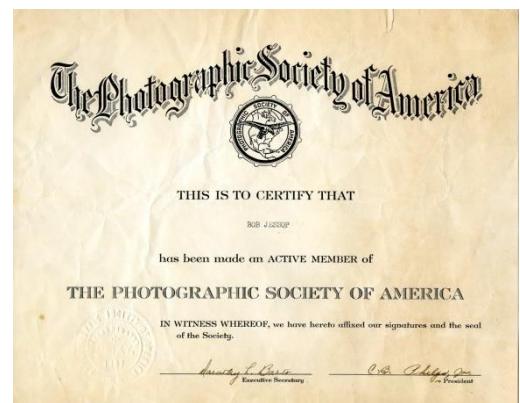

Into the Sunshine – Bob Jessop, 1956

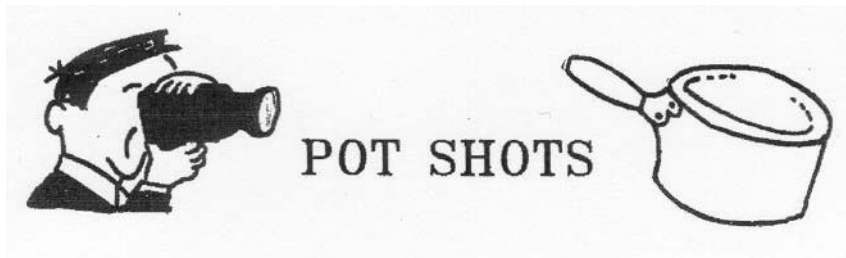
Bob had an interest in photographing moths and butterflies which came to the attention of the Entomology Department of the CSIRO in Canberra. As his son Ken relates, *“Dad continued to do work and research for the CSIRO in that field and a lot of his photos have featured in their publications, books and posters. The photographer is always acknowledged in the publication, in the fine print, and it does give you a nice warm feeling inside.”*

When Dad passed away this work, the slides and notes, were handed over to the CSIRO. In fact, they couldn't get down to Wollongong quick enough to collect everything! The work was to be adequately prepared and then stored in the National Archive. At the time I was told by the CSIRO that the Entomology Department had only three other such similar sources of research to draw upon across the whole continent."



Antheraea Helena – Bob Jessop





Panasonic's New 1 Inch Sensor Camcorder

Panasonic's new camcorder, the CX350, uses the 1 inch sensor which allows an impressive 20X zoom to be fixed to the body and have an aperture range of F 2.8—4.5. The body is adorned with numerous controls and has two SD slots. Footage can be recorded in MOV or AVCHD formats and in addition to the normal H264 compression, the CX350 offers the new, more efficient, HEVC (H265) compression. There is also the option of recording in 10 bit UHD 4:2:2 Long-GOP and iFrame compression. What all of that means is that new camcorders such as the CX350, as well as delivering high resolution in the 4K format, can also produce good colours and tonal range. It is good to see camcorders are still there fighting it out with the mirrorless cameras.



Will the Mac Mini set a new Desktop Trend?

Is the form and design of the new Mac Mini an indicator of where desktop computers will end up? Small enough to be on the desk top and not under it. The Mac Mini base station can be configured with anything from an Intel Core i3 to a 6 core i7. The RAM can be loaded up to 64GB, the internal drive, a SSD, can be up to 2TB and importantly there are lots of connection ports: four Thunderbolt 3/USB-C ports, HDMI 2.0, two USB 3.1 ports, headphone and Ethernet as well as Bluetooth and WiFi. Internally it only has an Intel UHD Graphics 630 but the trend these days for heavy graphics processing is to use an external GPU module. Your project files would need to be held in external drives connected by Thunderbolt ports. So rather than squeeze everything into a large box or behind a monitor you can spread the modules all out across the top of your desk and truly have desktop computing.



Sony's latest APS-C Mirrorless Camera

Sony's a6400 model built around a APS-C sized sensor has broken the shot limit of 29 minutes and 59 seconds. Now, like the camcorders of old, you can shoot very, very long scenes if you are into the Slow TV craze. The APS-C sensor has 24.2 Mpixels and will shoot 4K video with a full pixel readout of the sensor. The auto focus system will allow not only real time tracking of objects in the frame but also will allow real time eye tracking. And if this was not enough, you can select which eye you want to track. There is a fully 180 degree tiltable LCD screen if you want to be in the action. Whilst on the image quality side, Sony has included S-Log2 and S-Log3 profiles so you can have fun in post-production getting the best out of the footage you shot.



Movie Makers Programme for 2019

DATE	MEETING	DESCRIPTION	WHERE
5 MAR	Videomaker	Basic Shooting DVD . Advanced Shooting DVD	School Hall
19	Studio+	Light it Right DVD. <u>Advanced Lighting Workshop</u>	School Hall
2 APR	Videomaker	The Essential Guide to Titles and Graphics DVD	School Hall
5 Friday	Exhibition	Wollongong Art Gallery	
16	Studio	Setup studio and make a SHORT – LIPSYNCH (ADR)	School Hall
4 May Saturday	CCM	Shoalhaven	
7	Videomaker	Documentary Storytelling DVD. (Documentary Production DVD)	School Hall
21	Studio	Setup studio and make a SHORT – COMEDY (for CCM)	School Hall
4 JUN	Videomaker	TBA (Davinci Resolve editing workshop)	School Hall
2 July		TBA	School Hall
6 AUG	Videomaker	TBA + Planning for 2020 ... seriously	School Hall
3 SEP	Videomaker	DVD	School Hall
17	Studio	Setup studio and make a SHORT – PIECE TO CAMERA	School Hall
1 OCT	Videomaker	Basic Video Editing DVD	School Hall
15		Setup studio and make a SHORT – Lipsynch. VOTY ENTRIES and FORMS due.	School Hall
19 or 26 TBA	CCM	WOLLONGONG MM Theme: Fashion/Footprint/Egg/Money/Crisis	School Hall
5 NOV	Videomaker	Green Screen Basics DVD. Green Screen Tips and Tricks DVD	School Hall
19	Studio	Members' Videos.	School Hall
3 DEC	Gala Night	Bring a Plate. View all VOTYs & AV-OTYs	School Hall
10	Annual Dinner	Fraternity Club	School Hall