

IN FOCUS
IN FOCUS

PHOTOGRAPHY GROUP MONTHLY NEWSLETTER

April 2019

Edition: 2019/03

CONTENTS

Dates For Your Diary	2
Friday, April 5 th 2019	3
Tuesday, April 9 th 2019	4
Wednesday, April 10 th 2019	7
Tuesday, April 23 rd 2019	8
Saturday, April 27 th 2019	11
Tuesday, April 30 th 2019	12
POINTSCORES: April 2019	14
2019 Competition Details: May	15

PHOTO GROUP DIARY

May 2019

Tues 14 th	An Evening with Steen Barnes, local Landscape & Seascape photographer
Tues 14 th	EDI Competition Entry Closing Date. Closing Time: 11:45pm
Sat 25 th	Print Competition On Line Entry Closing Date. Closing Time: 11:45pm
Tues 28 th	Competition; Set Subject: "Gold" for EDI's and Colour Prints; "Silhouettes" Monochrome Prints only

Closing Time **7:15pm.** No Print Entry will be accepted after this time.

June 9 th	Sunset Shoot Circular Quay, Harbour
Sunday	Bridge & Environs (Tim Hoevenagel)

All members are encouraged to review the Club's Calendar on the website to view any recent change/s to the Programme:

<http://wollongong.myphotoclub.com.au/calendar>

CLUB MEETINGS

2nd and 4th Tuesday of Each Month
at 7:30pm
FIGTREE HEIGHTS PRIMARY
SCHOOL
St Georges Avenue & Lewis Drive
FIGTREE
Vehicle entrance via Lewis Drive
FIGTREE
UBD Map: 34 Ref: P6

Phone Contact:
0457 415598

Club Website:

<http://wollongong.myphotoclub.com.au>

Enquiries:

photogroup@wollongongcameraclub.com

All Competition Entries Online Entry:

<http://wollongong.myphotoclub.com.au/members/competitions/>

Monthly Competition Enquiries email

photocomp@wollongongcameraclub.com

Photo Group Newsletter Editor:

editor@wollongongcameraclub.com

2019 Membership Fees

Member	\$75.00	Pensioner	\$65.00
Student	\$45.00	Family	\$115.00

Fee Details can also be viewed on the club's website by using the link in the "Welcome to our Club" section.



Wollongong Camera Club is proudly sponsored by
PHOTOMART 54 Sunset Avenue, Barrack Heights NSW 2528

Please use our sponsor to keep their contribution to the club.

Dates For Your Diary

May 3rd 2019: The Australian Cup Challenge Club Pre-Selections



The great Australian Photographic Challenge for 2019 is here!

This is an Australian Photographic Club competition. We have decided to enter as a club with a max of 20 images (Max of 2 from any one member).

A Pre-selection process will be open soon to accept your images (MPC Image Size and File Size) for the final selections. This is a digital Image entry only.

Closing Date of this Competition's Pre-selections is May 3rd 2019.

July 15th 2019: The Australian Travel Photography Awards 2019



The great Australian Travel Photography Awards 2019 has opened for entries!

Experience Oz and Ted's Cameras has combined with some of Australia's leading Top Travel and Photographic Brands to showcase Australian photographic talent while celebrating Australian images

Closing Date of this Competition is July 15th 2019. There are 9 Categories with a limit of one (1) Entry per category. For further information: <https://awards.experienceoz.com.au/>

Sunday, June 9th 2019: "Sunset Shoot, Sydney Circular Quay and Environs" Tim Hoevenagel



Advance Notice to this wonderful opportunity to photograph Circular Quay, The Sydney Harbour Bridge and Environs. Tim Hoevenagel has offered his services to lead this outing. Further details when they come to hand.

Saturday, August 31st 2019: "Showcase Your Work to Wider Audiences"

The "Aesthetica Art Prize" offers an exciting opportunity for photographers to showcase their work to wider audiences, with submissions for this year's prizes. It is now open for entries. This invitation is to both emerging and established practitioners to submit their work and further their involvement with the international art world. It is hosted by the art and culture publication, [*Aesthetica Magazine*](#), which has supported artists since 2006, attracting thousands of entries from around the world.



FCC FSTOP NEWSLETTER:

FCC FSTOP April 2019 Newsletter.

The latest edition of the FCC's Newsletter is now available at: <https://photonsw.myphotoclub.com.au/wp-content/uploads/sites/149/2019/04/FCC-F-Stop-April-2019.pdf>

Please remember to be signed into your MyPhotoClub account before clicking on the link.

Friday, April 5th 2019



Lord Mayor Councillor
Gordon Bradbury AM

Eighty Camera Club Members, partners and friends along with Friends of the Wollongong City Art Gallery met at the Wollongong City Art Gallery to witness the City's Lord Mayor, Councillor Gordon Bradbury AM, officially open the Camera Club's 75th Anniversary Exhibition. This was the accumulation of a year and half's collaboration with the Art Gallery in holding the Exhibition.

The weather tried its best to deter people from coming. A misty rain period as people were preparing and travelling didn't dampen their enthusiasm, or their determination to attend. Inside the Prints, both current and past members works, were hanging in their finest whilst the videos on display showcased the Movie Makers' skills. For those eager to venture into the west corridor there was a

history of photographic equipment, both video (movie) and photography (picture) displayed on the wall.

John Monteleone (Art Gallery Programme Director) commenced the official part of the evening extending a warm welcome to everyone, acknowledging the traditional owners of the land, past and present. John then introduced the Lord Mayor Gordon Bradbury AM to the audience. The Lord Mayor spoke about the way which has changed throughout the years, the old days of film, darkrooms and those chemicals to, not only develop the exposed films, but to produce Prints from the negatives. He remarked that today everyone has a camera, whether it's a point and shoot, the digital SLR or the very versatile smartphone. He noted that the club's beginnings was whilst Australia was still at War (World War 2), the shortages of food and other goods and services. Councillor Bradbury commented on beautiful Prints on exhibition and that the photographers should be proud of their works. Councillor Bradbury AM then declared the Exhibition open.



John Monteleone

75th Anniversary Exhibition Official Opening, Wollongong City Art Gallery; April 5th 2019



John thanked the Lord Mayor before inviting Camera Club President, Bruce Shaw, to address the meeting. Bruce thanked the Lord Mayor for his very kind words on the Camera Club and for officially Opening the Exhibition. Bruce acknowledged the Art Gallery's generosity and the assistance that staff (Louise Brand, Vivian Vidulich, Kiki Gillam and Exhibition Installers Ross and Niki) had given the club, particularly in past 2 weeks. Bruce also thanked Kenneth Jessop for opening his father's (Bob Jessop) photographic vaults with photographs, stories and other club memorabilia. Bruce thanked Kathy Pond (75th Book Author), Ian Simpson (Video Production) and Dawne Harridge (tireless working behind the scenes) to make this event very special.



Bruce Shaw
Club President

Bruce unveiled the Club's "75 Years Through The Lens" a look at the Club compiling its activities, Awards and Service with the occasional images from both the Photography (Pictures) and Movie Makers. Bruce said

it was necessary for him to do a “commercial break”. The book is available for purchase; just see the Club’s Treasurer.

This Opening Evening would not have been a success if Club members hadn’t volunteered their services. Under the expertise of Dawne; Kaz Childs (Pick-up and Delivery Service, Serving), Helen Robinson, Vivienne Noble, Ann Lamb, Sue Souter served the attendees with cheese, biscuits and other food items and then cleaned up at evening’s end. Our thanks to you all, ladies.

75th Anniversary Exhibition Official Opening, Wollongong City Art Gallery; April 5th 2019



Our thanks also to our photographers Tim Porteous, Colin Marshman and Ian Simpson in capturing the evening’s activities in visual form for future times; complimenting the Illawarra Mercury Newspaper’s photographer. Very special thanks to the Friends of the Art Gallery for their special gift of the wine for the evening.

With all the official activities completed, John thanked everyone for coming before inviting the audience to the Exhibition Room to view the images, watch the videos and take in the array of photographic equipment in the west corridor.

Tuesday, April 9th 2019

Brian Harvey was the chairperson for this evening with guest Presenter Leanne Alessi GMAPS, EFIAP/Silver, PPSA, EMFCC. Brian welcomed the 28 Members and 1 Visitor (from Germany) in attendance to hear Leanne’s presentation.

Business:

Brian mentioned the following for the members’ attention:

2019 PG Programme:

- April Comp is an “Open”;
- May Guest Speaker, Steen Barnes local Landscape/Seascape Photography;
- May Comp Gold (EDI’s and Colour Prints) with “Silhouettes” (Monochrome Prints only). Please ensure entrant meet the guidelines;

Club Outings:

- Saturday, April 27th Club Outing. “Callemondah”, Calderwood 9:45am at Callemondah. Bring a picnic lunch;
- Sunday, June 9th Club Outing. Sydney harbour Bridge/Opera House Sunset. Tour director, Tim Hoevenagel. Further details to come including Meeting Place, Time and Travel Arrangements.



Club’s 75th Anniversary Activities:

- 75th **Anniversary Book**. \$15 a copy. Payment cash tonight, then direct deposit thereafter;
- Art Gallery “**Walk the Floor**” on a Wednesday. Currently on April 10th and 17th. Anyone interested in coming along? See Bruce. Also what about May 1st, 8th, 15th 22nd?
- Tuesday, April 30th 75th **Celebration Dinner** at Murphy’s Bar & Grill Unanderra. \$30 pp 2 Course meal with Celebration cake Drinks at own cost. Check with Brian/Dawne (Co-ordinators) about RSVP date/ Payment in advance by direct deposit.



External Competitions:

- FCC Topshot closes April 17th 2019, both Prints and Digital;
- APS’ Australia Club Challenge (Club digital entry). Club has agreed to support it. More information shortly.

Speaker:

Brian introduced Leanne to the audience commencing with a brief photographic history; joined a camera club in 1992, she had a break before rejoining in 2006 with a renewed interest in photography. She joined the St George Leagues Club Photographic Society in 2007 when the club was the "... most revered camera club in Sydney." She quickly became one of the top 5 A Grade photographers in the club.



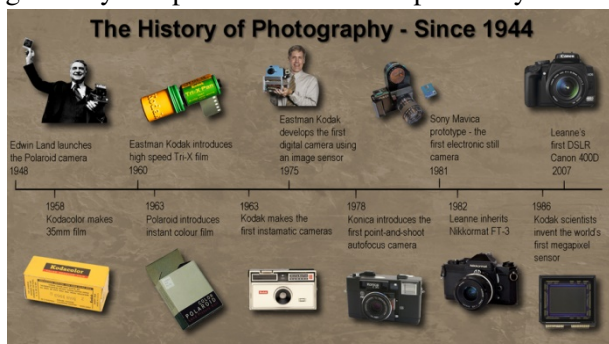
In 2011 Leanne to David Miller's challenge to National and International Exhibitions, now a multi-award winning exhibition photographer with honours in Australia, America and France, had her images exhibited in 70 countries and represented Australia on six occasions! Her Photographic Honours articulates the story (GMAPS, EFIAP/Silver, PPSA, EMFCC).

Leanne is a member of Australian Photographic Society (APS), Photographic Society of America (PSA), Terra Australis Digital Imaging Group and Ingleburn Photography Club (currently the Secretary). With husband, John (a well-credentialed photographer in his own right) they travel, photograph and share life to its fullest, including 4WD Driving, outback travel and camping.

Leanne's keen interests are family history, Australia's colonial history, architecture, music, nature, Australia and photography. She has her own website Eureka Photography, which personifies their love of Australia and its colourful history.

Leanne introduced her presentation with a brief agenda about the evening; Evolution of Photography Past 75 Years, a Short Audio Visual on the Past 75 Years, A Break, then "Great Hallmarks of a Photo, finishing up with another Audio Visual of her own works. She remarked it was interesting researching for this evening and has spent some long hours reading and compiling the presentation. Leanne commented that it was a pleasure to visit Wollongong and gave advanced notice that the evening would be interactive, audience participation.

Evolution of Photography Past 75 Years. Leanne commenced this topic with a blank timeline and gradually completed a number of specific "years" with technology change and her personal milestones.



1948 Edwin Land and the Polaroid Land Camera, the first built picture taking and printing system.

1960 Kodak releases TRI-X Black&White Film with a number of members nodding their heads. "Yes, we remember it".

1975. First digital camera. Kodak's Steve Sasson developed it. Image took 50milliseconds to take and then a further 23 seconds to the digital storage tape with a resolution of 0.01MPixels and weighed 3.6kgs.

1981. Sony's Mavica, the first electronic still camera hits the market.

1982. Nikkormat's FT3 SLR Camera. Leanne's first SLR.

1996. Kodak invents the first MPixel Sensor.

Leanne spoke about the early digital days of the late 1990s ~ early 2000s. She mention that professional cameras would cost in excess of \$AU30,000 and moving towards the \$AU60,000 mark. Not a camera for the average hobbyist in those days. These cameras were used mainly by the Print Media. How things have changed in 2 decades.

The Darkroom. Leanne noted that she had to rely upon discussions with her husband, John, and other photographers with extra research on this topic as she has never worked in a darkroom. Leanne asked the audience "... who has worked in the darkroom?" To her surprise a majority of the audience indicated they had darkroom experience. Leanne's first darkroom image, a moderate sized room set-up with plenty of bench space, shelving and a "wet" area was meet with an audience comment "... that photographer had plenty of money!" Leanne collected her thoughts a noted that a vast majority of darkrooms were either set-up in the laundry or bathroom where running water was available.

✂ **Developing Processes.** Leanne outlined the processes for both Film Developing and Printing.

Film required absolute darkness to transfer the exposed, undeveloped film into the developing tank. Then it was lights on. The process was developer, stop bath, fixer and finally stop bath/washing before hanging the soft film emulsion to dry overnight. Leanne was asked "... what was the worst chemical had to use?" She left this to some of the more mature members in the audience to answer. Here's a short list: **Developer** (Hydroquinone, Elon, Sodium carbonate, Sodium sulfite), **Stop Bath** (Acetic or Citric Acid) and **Fixer** (Potassium Bromide).



Printing was accomplished under a safe light, a reddish light that doesn't affect the light sensitive Papers but allow enough illumination to see around. After careful selection of the negative, placing in the enlarger the photographer would do several test strips to determine the correct exposure. Then under the safe light, the paper is laid out, enlarger switched on and paper exposed. The wet process would then take place of developing, stop bath, fixing and finally washing before hanging to dry.

✂ **Potential Film Developing Problems.** Leanne presented the audience with a short list of potential problems that included: chemicals, film surface damage (scratches, tears, spotting and more). The photographer had to be aware of these and more to be able to produce the best film processed for reproduction.

Throughout this presentation Leanne referred to several pioneering Australian and New Zealand Photographers.

Frank Hurley (1865 ~ 1962)

Hurley, photographer film maker and adventurer. Sailed with Sir Ernest Shackleton to the Antarctica. Best known for his WW1 and WW2 images.

He clashed with Charles Bean (War Correspondent who was instrumental in the establishment of the Australian War Memorial, Canberra) saying that the war couldn't be illustrated through one image. Hurley would create composite Prints of the War.




Episode after Battle of Zonnebeke (1918), Frank Hurley

Max Dupian (1911 ~ 1992)

Dupian, modernist Australian photographer who was vital in capturing the Australian culture through adept picture taking photography to an artistic level.

Dupian's most famous image, "Sunbaker" was taken at Culburra Beach (1937) of friend Harold Salvage.

Dupian served in the RAAF in Darwin and PNG which developed his greater awareness of truth in documentary.



Sunbaker (1937), Max Dupain

Harold Cazneaux (1878 ~ 1953)

Cazneaux, New Zealand born pictorial photographer whose style had an indelible impact of the Australian Photographic history. He fine-tuned his skills by photographing Sydney's old buildings (early 1900s) and by 1909 was the 1st One-Man Exhibition in Australia.

In 1916, with 5 other Australian photographers he pledged "...to work and to advance pictorial photography and to show our own Australia in terms of sunlight rather than those of greyness and dismal shadows."

Cazneaux was Wollongong Camera Club's guest judge for the 1947 Invitational Salon of Pictorial Photography.




Spirit of Endurance (1937), Flinders Range South Australia
Harold Cazneaux

Leanne presented an Audio Visual of a selection of her Gold Awarded images covering many genres including people, flowers, insects, other macro/close-up objects, landscapes and more. Following this AV the meeting took a brief break for a cuppa and to allow Leanne time to talk to members, asking their questions.

Hallmarks of Great Images. Leanne commenced her second Presentation advising the audience it would be an “audience participation” session. She immediately asked; “... what makes a great image?” Several audience members ventured a number of ideas. Leanne agreed with them but confirmed that they are all tainted by personal likes, or dislikes. She then listed: Impact; Creativity & Style; Composition; Image or Print Presentation; Centre of Interest; Lighting; Colour Balance; Technical excellence; Photographic Technique; Story Telling & Subject Matter before exploring a few of these crucial evaluation points.

- ☞ Lighting can make or break the image. Whether it’s the time of day, shadows, the blue or golden hours or the mid-day sun. Each has its own impact upon the image.
- ☞ Strong Point of Interest is linked to composition. It’s how the photographer utilises it to combat the negative space or to give an unique perspective.
- ☞ Originality is the challenge for all photographers but beginners need to learn very early in the photographic journey their style and story.
- ☞ Communicating with the viewer is very important, tell the story simply and don’t expect the viewer to spend time to search for it. They will just move on and dismiss your image. She mentioned Henri Cartier-Bresson (French Photographer) and the “moment of time”, getting the right action at the right time in the frame.



Leanne continued to discuss the hallmarks explaining that photography is about the Roman Building, a good foundation (Core Technical Skills), using the five pillars that support the Composition. Good use of this will result in an image that has Impact.

Leanne then demonstrated all these with a variety of images from Internationals (Gold Medal Awardees), influential photographers and other image sources. Amongst these were the “Enshrouded”, Leanne Alessi (controversial image but the eyes and colouring draws the viewer), Joe Rosenthal’s 1945 “Raising The Flag on Iwo Jima” (dynamic composition, the story is easy to see and it has drama), Ansell Adams’ 1942 “Tetons and the Snake River, Grand Teton National Park Wyoming” (idyllic tonal contrast, the leading lines, great lighting and the clouds) and Henri Cartier-Bresson’s 1932 “Behind Gare St Lazare” (action at its peak, timing, isolating the moment, tells a story). Leanne noted that these images were to inspire and analyse. Photographers need to learn how to capture the essence of story. It’s all about the light and how to exploit it to create the image that will leave its mark upon the viewer.

Leanne completed her presentation with a short AV, “Leanne Alessi, A Portfolio” of her Award winning images from Nationals and Internationals from this acclaimed photographer, A Grand Master, in her own right.

Brian thanked both Leanne and John for the Presentations and sharing their photography with the club. He remarked that the presentations, insights into making images with great composition and impact, were timely considering the club is celebrating its 75th Anniversary.

Wednesday, April 10th 2019

Another “Walk The Floor” at the Wollongong City Art Gallery was conducted with Ian Simpson, Sue and Bruce Shaw talking to Gallery visitors about the Club’s Print Exhibition and videos. A number of visitors raised various questions from “how to get to use my camera” to producing the final Print or video. It was encouraging to see how the Exhibition’s visual content has developed interest in our photographic hobby, both video and photographs.



Tuesday, April 23rd 2019

Business:

Brian Harvey chaired our Club meeting on Tuesday April 23, and delivered several pieces of news to members. These included:

📢 **APS 2019 Australian Cup Clubs Competition**

So far, fifteen have entered this pre-selection. Everyone is reminded to enter the best of your best images and show Australia what Wollongong Camera Club is made of! Remember, entering is FREE for Members and entries close on Friday May 3 at 11.45pm sharp. Please note that at this stage, the judging panel (comprising six people including Committee Members and volunteers) are looking to select a maximum of 20 images that will then be entered into this national competition. The Club will cover the cost of our group entry and submit the chosen 20 images on Members' behalf.

Awards are up for grabs and there will be an awards ceremony and exhibition at [APSCON](#) in September. Participating Clubs will receive a catalogue in mid-October. More information is available [here](#).

📢 We welcomed **three visitors** to our Club meeting this evening; Tracy (Sue's sister-in-law), and father & daughter duo, Clive and Lauren. We hope to see you all again soon!

📢 There are only approximately 15 copies of the **book '75 Years Through the Lens 1944-2019'** still available for purchase. Please see Treasurer Brendon Parker if you don't want to miss out! These 64-page books, loaded with Club information and images, cost \$15 each including GST. Brendon can be contacted via photogroup@wollongongcameraclub.com or his personal email if you happen to have it.

📢 Hands up! **Volunteers are still wanted** for walk-throughs at the Wollongong Art Gallery in May. This is an opportunity to show members of the public through our 75th Anniversary Exhibition – plus extol the benefits of joining our esteemed Club! Anyone interested in helping out, please contact President Bruce Shaw at president@wollongongcameraclub.com as soon as possible.

📢 Speaking of the Exhibition – anyone wishing to secure a copy of the **video** that is currently playing on loop in the Gallery can bring a **minimum 8Gb**, USB 3.0 stick to the next meeting and leave it with Brian to be populated with video awesomeness. Please remember to put a tag or sticker with your name, on your USB stick, so it can actually be returned to you. There is no charge for this service. Alternatively, you can grab a copy of the video on DVD. See Brian Harvey for more details.

📢 **Our next Guest Speaker on May 14 is Steen Barnes.** Steen is primarily known as a landscape, seascape and surf photographer and an excellent speaker to boot. Check out some of his work [here](#) – excited? So are we! Invite your friends – everyone's welcome to come along.

📢 A reminder about the **May competition's set subject, Gold:**

EDIs must be or primarily feature gold.

Colour prints must be or primarily feature gold.

Mono prints must, however, be silhouettes.

Monochromatic gold images will not be accepted as mono prints.

EDI entries close at 11.45pm sharp on Tuesday May 14.

Print entries (digital copies) close at 11.45pm sharp on Saturday May 25 and tangible prints must be on the display boards at the Club by 7.15pm on Tuesday May 28.

📢 A special call-out to the novices in our Club – Bruce is looking at running a short evening course (possibly around an hour) on Tuesday June 18 – which is a separate date from regular Club meetings. This "Knowing Your Camera" mini workshop will cover things like lenses, technical information and issues that we as amateurs may be facing.

If you missed the last meeting and therefore weren't counted as an interested party, please let Bruce know if you're keen to take part – either by [email](#) or in person at the next meeting.

Competition:

Our Guest Judge this month was Denis Cale. His father piqued his interest in photography in the 1950s and, during Denis' career, he specialised in portraiture and weddings. Denis now runs one-on-one and small group Camera Courses at Cambewarra near Nowra, as well as Photography Field Workshops in a variety of locations. More information is available [here](#).



Denis uses both a 60" plasma screen and a calibrated 24" monitor to view EDIs for judging. Some of his comments on this month's entries are condensed below. These notes also take print entries into account.

Overall positives - Qualities that gained the most kudos from Denis included

- Sharp focus/clear detail (examples below, under Shutter Speed header)
- Great storytelling – example: Taz in TAS (Credit) by Alex Dawson
- Beautiful colours – example: The Lake (Credit) by Clara Soedarmo
- Striking composition – example: Byron Bay Lighthouse Tendrils (Credit) by Matt Dawson

General takeaways:


Shutter speed - it's good to remember that animals can be tricky when it comes to getting shutter speed spot-on. This is because their bodies move at one speed, but their limbs, heads, wings etc move at entirely different speeds from their bodies. So, when shooting something that's on the move, in order to have the shot sharply focused, use a shutter speed appropriate for the fastest-moving part of the subject. Some examples of excellent use of shutter speed this month were Sydney Hobart Action (Credit) by Moira Stephens, Where Is He? (Credit) by Ruth Brooks, and Off the Lip (Merit) by Raymond Clack.

Cropping - a fairly common theme throughout the evening's commentary. Denis wasn't just talking about cropping things *out* of images, but also reminding us not to crop in so tightly that we lose part(s) of the image's story. Sometimes we submit images with information just out of shot that could tell the viewer more about why we are shooting our subject, or what they are doing, or where they are. Including more information can sometimes make for a more engaging photograph.

Denis as a viewer: "Sometimes I don't 'read' someone's photo – that doesn't mean it's wrong..." he invited everyone to engage in discussion, by replying to *his remarks on our EDIs on the Club website*, so that he can better understand each photographer's point of view.


Best in Section + Merit – what our judge had to say about each winning image:

- ♥ **EDIs:** Conversation by Colin Marshman – lots of information all adding to the story, great facial expressions, good background, great colours.


	Best In Section: "Conversation", Colin Marshman		
	Merits (9):	Raymond Clack, Matt Dawson, Dawne Harridge, Ann Lamb, Colin Marshman, Vivienne Noble, Brendon Parker, Tim Porteous, Sue Souter	
	Credits (13):	Joseph Baez, Jill Bartlett, Ruth Brooks, Michael Cherviakov, Karen Childs, Joe Cremona, Rachel Gilmour, Graham Hamilton, Tim Hoevenagel, Sue Martin, Jim Ollis, Moira Stephens, Carolyn Womsley	
	Entries received:	38	Entrants: 38
		Rejects:	0

The judge's comments on Colin's EDI Best in Section were: "A delightful composition nicely framed with the two girls sitting in the door way. Every element enhances the story this image tells, including the light on the two girls. Would love to know what the girls are talking about; looks like an interesting subject."


- ♥ A-Grade Colour Print: Eastern Beauty by Dawne Harridge – a great portrait and a great story. Beautiful light, colour and detail.

	<i>Best In Section:</i> “Eastern Beauty” , Dawne Harridge		
	<i>Merits (3):</i>	Dawne Harridge, Geoff Gray, Helen Robinson	
	<i>Credits (5):</i>	Ruth Brooks, Joe Cremona, Brendon Parker, Tim Porteous, Sue Souter	
	<i>Entries received:</i>	15	<i>Entrants:</i> 15 <i>Rejects:</i> 0


- ♥ A-Grade Mono Print: Rusty Relics by Sue Souter – good camera angle, unusual effect, high contrast works really well, “really grabs me”.

	<i>Best In Section:</i> “Rusty Relics” , Sue Souter		
	<i>Merits (3):</i>	Sue Souter, Joe Cremona, Colin Marshman	
	<i>Credits (6):</i>	Barry Daniel, Matt Dawson, Geoff Gray, Dawne Harridge, Tim Porteous, Helen Robinson	
	<i>Entries received:</i>	15	<i>Entrants:</i> 15 <i>Rejects:</i> 0

- ♥ B-Grade Colour Print: Sunset by Wayne Fulcher – Simple structure, well seen and composed, good colours & exposure with no burnout.

	<i>Best In Section:</i> “Sunset” , Wayne Fulcher		
	<i>Merits (4):</i>	Wayne Fulcher, Paul Charlier, Graham Hamilton, Ann Lamb	
	<i>Credits (4):</i>	Alex Dawson, Val Porter, Clara Soedarmo, Moira Stephens	
	<i>Entries received:</i>	16	<i>Entrants:</i> 16 <i>Rejects:</i> 0

- ♥ B-Grade Mono Print: What Was That? by Jim Ollis – Simple, good details in faces and skin, vignette works well.

	<i>Best In Section:</i> “What Was That?” Jim Ollis		
	<i>Merits (2):</i>	Jim Ollis, Monte Hunt	
	<i>Credits (4):</i>	Michael Cherviakov, Ann Lamb, Lynley Olsson, Clara Soedarmo	
	<i>Entries received:</i>	15	<i>Entrants:</i> 15 <i>Rejects:</i> 0

After the competition was finished, Denis did manage to ruffle a few feathers amongst Members when he asked, “who shoots in Manual *only*?”, then asking those who put their hands up, “*WHY*?”. He claimed that other modes are far more efficient and that professional photographers always use Aperture Priority mode.

Needless to say, there was some disagreement – but isn't this the beauty of discussion? Some counter-claims included that Manual shooting will give you precisely the shot you are after, and that sports photographers would surely prefer Shutter Speed Priority mode.

Brian Harvey said he likes to use Focus Peaking for Manual shooting, which alters the colour of in-focus areas in the viewfinder. (Some notes on Focus Peaking by The Phoblographer are [here](#) for those interested in learning more).

Judge Denis says that with the exception of using Spot Metering if there's backlight in a shot, he always uses Centre Weighted Metering as he finds it gives him consistent exposure. He also always shoots in Aperture Priority mode. An article about Aperture Priority versus Shutter Speed Priority modes by Digital Photography School is [here](#).

Wollongong Camera Club extends our thanks again to Denis for his time and constructive criticism in judging our April competition.

Kaz Childs
Special Correspondent

Saturday, April 27th 2019



Callemondah Homestead

Right on the edge of the Wollongong Council area border, neighbouring Shellharbour, sits Callemondah – a gorgeous rural property filled with old wares and countless stories dating back to 1950 when it was purchased by May Barrie and husband Wim Voorwinden. There, they raised their family, turned the old wooden house into a sandstone stunner and enjoyed glorious, peaceful country views... the perfect setting for May to sculpt stone into art, for which she was renowned.

Today, their daughter Tori de Mestre, who still resides and runs her own art studio there, opened the property up to our Club and gave us a warm welcome, a history lesson and plenty of coffee & tea.



Tori de Mestre with John Devenish Setting up for Video Interview


We were instructed about just two restricted areas before being invited to explore the grounds, Tori's studio, the Roundhouse (built by her brother at age 17 because he wanted his own room!), gardens, some very friendly cows and the home itself. Tori even offered up a stack of old family photos to peruse – some of which were hilarious and definitely told stories of their own.



Inside is a veritable smorgasbord for the eyes – from brightly coloured enamel teapots to weathered crotchet blankets; the original stove “from before we had electricity” and the huge timber dining table that Mr Voorwinden built, which sits smack-bang in the heart of the home. It's a conversation piece in its own right.

Over the years this house has been altered to suit the family's needs, resulting in surprising rooms at every turn with nooks and crannies galore. Artwork, of course, adorns every wall, and the overall vibe of Callemondah is sweet and cosy.

In total, 20 Camera Club Members including Movie Makers Max & John, plus 3 guests arrived to take advantage of today's outing. It is fair to estimate that several thousand images were captured – there's so much to discover in this amazing place. I found it interesting that apart from during morning tea around Mr Voorwinden's table, there was never a crowded area. Everyone ventured out in search of visual treasure in different directions, gathering in small groups occasionally to



discuss what we'd seen (and for me, to also take in some much-needed technical advice from generous A-Graders!)



John Devenish and Max Davies enjoying a rural lunch break.



Lunch Time at the Round Table with Colin, Sue Shaw, Alex, Sue Martin, Val, Dawne and Helen



Yes, some photography took place. Colin in action.

It was announced that a “Non-Pointscore” Competition area to be set up on the Club website for attendees to submit 2 photos each from today's outing. Attendees will be advised when this has been completed and ready to accept their precious memories from the outing. How we're supposed to only choose two is anyone's guess haha! This will not be a competition – more like a group gallery for everyone to share and discuss.

Anyone interested in learning more about Callemondah and specifically about Tori's art (painting, drawing and print) classes, please visit her website [here](#) and contact her for more information. Occasional retreat weekends are also available to book.

Kaz Childs
Special Correspondent


Tuesday, April 30th 2019

51 Camera Club members and their guests came out to celebrate the Club's 75th Anniversary. The Club's first official club meeting was on Saturday, April 22nd 1944. The venue (Murphy's Bar and Grill at Unanderra) and food were a great combination for a relaxed and contented evening.



There was plenty of time to catch up with old friends, share a story or two, reminisce about the old days as well as an opportunity to meet and get to know our most recently joined members and their partners. Club functions just don't run smoothly without the commanding voice of the Evening's MC, Brendon Parker. Brendon called the attendees' attention that the meal was about to be served and then guided the evening's flow in his characteristic way drawing our attention to the next item. We are very appreciative to Brendon in conducting this vital function.





After main course, Brendon again drew our attention to a very special item when he introduced Kath & Brian Harvey's granddaughter, Neve Walker. Neve has appeared in local musical productions, including *Les Miserables*, whose beautiful young voice held us captive between courses with a bracket of songs including two from the *Les Miserables* musical. Neve was assisted by her father, Darren, ensuring that Neve had the right backing music. Thank you Neve and Darren for giving us your time.

Cutting of the 75th Anniversary Cake

Most important was the cutting of the birthday cake, and it was great to have our most senior member, Don Estell who joined the club in the early 1960s, had a break due to work and re-joining in 1973. Don did the honours for us. Don was flanked by some of the Club's "Life Members" who were present at the dinner. Unfortunately Barry Daniel, Norm Melvin and Greg Delavere were able to be present on this occasion.



(L-R) John Devenish, Brian Harvey, Bruce Shaw (President), Don Estell, Dawne Harridge, Tom Hunt and Ian Simpson

1994 50th Anniversary Members at the 75th Dinner



(L-R) Brian Harvey, Bruce and Sue Shaw, Jim Ollis, Don Estell, Libby and Andrew Gray, Keith and Thelma Smyth, Tom Hunt and Kath Harvey

Following the cake cutting, members from the Club's 50th Anniversary in 1994 attending 75th Celebration Dinner gathered for a photo. Unfortunately Barry Daniel was absent in this photo opportunity due to his inability to be with us.

It is interesting that of the 11 members from 1994, 7 (Don Estell, Brian Harvey, Sue and Bruce Shaw, Jim Ollis, Andrew Gray and Tom Hunt) are still members of the club in 2019. Congratulations and well accomplished.

President Bruce Shaw addressed the audience giving a brief outline of the Club's history and the work behind all the Club's 75th Anniversary's key functions; the Club's Written History (Kathy Pond), the Visual History through video (Ian Simpson), Club's Print and Equipment Displays (Bruce with appreciative assistance from Dawne, Colin Marshman, Tim Porteous, Michael Cherviakov, Val Porter, Sue Shaw, Brian Harvey and Jim Ollis), and the Official Opening at the Wollongong Art Gallery. Bruce remarked that many long hours were spent preparing, researching, writing/video material, editing, Print preparation, and the Celebration Dinner in making the 75th Anniversary an event to be remembered.

Something To Think About. Bruce presented the following statistical information about the Members' activities.

- ✂ **Membership Since Incorporation** (1990) until April 2019 there have been 380 new members. It has been the longevity of membership that has been the core to the Club's continual existence. There are 8 members still on the Club's Membership Register from the 1984 50th Anniversary. Some have been members for 3, 4 and even 5 decades whilst the current core members have joined since the early/mid 2000s.
- ✂ **Photography Group Images.** From 2002 until the competition of the April 2019 Monthly Competitions a remarkable 16,115 images have been entered in either the EDIs or Print categories. Not bad for 16 years. But what about the previous 58 years? Our Club records haven't kept this information.

- ✳ **Movie Makers and Audio Visual Images.** Our Movie Makers have produced almost 3 million frames of images at the rate of 29.95 frames per second with an average of 7 minutes per video, since 2000 from 235 Videos and 19 Audio Visuals. A colossal amount of images creating 12 kilometres of images head to tail; Wollongong CBD to Sandon Point or Wollongong CBD to Kembla Grange Golf Course.

Well done everyone to your contribution to the Club's ongoing success.

The success of the evening is attributed to a small group of members who worked hard to put it all together and the Committee's thanks must go to:

- ☛ Brian Harvey, assisted by Dawne, for getting us the special deal at Murphy's, the ordering of the cake and for also giving us the opportunity of hearing the lovely young voice of granddaughter, Neve;
- ☛ Elaine Duncan for her table decorating with fresh flowers and candles;
- ☛ Tim Porteous took time out from socialising to capture recordings of special moments during the evening;
- ☛ MC, Brendon Parker, for drawing attention to the various items during the night; and
- ☛ All members for their attendance and supporting the Club's events.

The Club's 75th Celebrations continues with the Art Gallery Exhibition that will close on May 26th 2019. As we look to the future; another Exhibition in 2021 and then either the 80th or 85th Anniversaries with a long view towards the upcoming Centenary in 2044. Here's hoping. Happy Anniversary Wollongong Camera Club.

POINTS SCORES: April 2019

EDI's:

15	Dawne Harridge	7	Rachel Gilmour	4	Michael Cherviakov
15	Vivienne Noble	7	Clara Soedarmo	3	Valerie Porter
14	Colin Marshman	7	Matt Dawson	3	Monte Hunt
13	Susanne Souter	6	Ann Lamb	3	Sue Shaw
13	Brendon Parker	6	Andrew Gray	3	Bruce Shaw
12	Joe Cremona	5	Jill Bartlett	3	Barry Daniel
11	Sue Martin	5	Karen Childs	3	Alexander Dawson
11	Tim Porteous	5	Kerry Gilmore	3	Graham Hamilton
10	Elaine Duncan	5	Lynley Olsson	2	Kathy Pond
9	Ruth Brooks	5	Brian Harvey	2	Wayne Fulcher
9	Raymond Clack	5	Carolyn Womsley	1	Luke Roche
9	Tim Hoevenagel	4	Jim Ollis	1	Warren Causer
8	Moir Stephens	4	Joseph Baez	1	Greg Delavere
		4	Paul Charlier		

Colour Prints "A" Grade:

13	Helen Robinson	7	Sue Martin	5	Geoff Gray
12	Dawne Harridge	7	Jill Bartlett	4	Elaine Duncan
10	Joe Cremona	7	Matt Dawson	4	Brian Harvey
10	Brendon Parker	5	Susanne Souter	3	Colin Marshman
7	Sue Martin	5	Ruth Brooks	2	Vivienne Noble
		5	Tim Porteous		

Colour Prints "B" Grade:

8	Ann Lamb	4	Clara Soedarmo	2	Rachel Gilmour
7	Monte Hunt	4	Kerry Gilmore	2	Lynley Olsson
6	Tim Hoevenagel	4	Wayne Fulcher	2	Alex Dawson
6	Michael Cherviakov	3	Moir Stephens	2	Raymond Clack
5	Paul Charlier	2	Karen Childs	1	Val Porter

Monochrome Prints “A” Grade:

9	Helen Robinson	5	Vivienne Noble	2	Barry Daniel
7	Sue Souter	4	Colin Marshman	2	Jill Bartlett
6	Sue Martin	4	Brendon Parker	2	Elaine Duncan
6	Joe Cremona	4	Dawne Harridge	2	Tim Porteous
6	Matt Dawson	2	Ruth Brooks	1	Brian Harvey

Monochrome Prints “B” Grade:

11	Tim Hoevenagel	4	Monte Hunt	2	Alex Dawson
9	Kerry Gilmore	4	Wayne Fulcher	2	Raymond Clack
8	Clara Soedarmo	4	Rachel Gilmour	1	Val Porter
6	Lynley Olsson	2	Karen Childs	1	Moir Stephens
5	Paul Charlier	2	Ann Lamb	1	Michael Cherviakov

2019 Competition Details: May

Competition:	Set Subject
(EDI's & Colour Prints):	“Gold”
Monochrome Prints only:	“Silhouettes”

Entry Conditions:

<u>Section</u>	<u>Closing Date & Time/Comments</u>
EDI's:	2nd Tuesday of the Competition Month. Closing Time: 11:45pm
<i>Prints: On Line Entry</i>	Saturday <u>before</u> the Competition Evening. Closing Time: 11:45pm
<i>Prints: Judging Display</i>	<u>Must</u> be on the Print Stand before 7.15pm on the Competition Night

On Line Entry:

All 2018 Monthly Competition Entry/Entries, both EDI and all Print Categories, are by the “On Line” Registration and Entry Form found at the Club’s website;

<http://wollongong.myphotoclub.com.au/members/competitions/>

Note: No Print Entry will not be received that hasn’t been entered On Line prior to that Month’s Competition.

Competition Subject Guidelines.

All members are encouraged to view the Club’s website (<http://wollongong.myphotoclub.com.au/>) and click on the “Calendar” to view the recent change/s to competition guidelines.

Members are reminded that any entry that does not match the Competition guidelines will not be accepted for this competition.