



# WOLLONGONG CAMERA CLUB INC. MOVIE MAKERS

75<sup>EST 1944</sup>  
YEARS



## April -May 2019

### CONTENTS

#### Last month at the Club

- 5<sup>th</sup> March
- 2<sup>nd</sup> April
- 5<sup>th</sup> April Opening Night
- 16<sup>th</sup> April

#### Pot Shots

#### 2019 Programme

#### The Club's new Website:

<http://wollongong.myphotoclub.com.au/>

#### Movie Makers' News & Views:

<https://wccmmmaterial.wordpress.com/>

#### Movie Makers' Members' Video Catalogue:

<https://wccmmmaterial.files.wordpress.com/2017/12/video-catalogue-by-year.pdf>

#### Movie Makers' Facebook Page:

<https://www.facebook.com/wccmoviemakers/>

### WOLLONGONG CAMERA CLUB Presents

## THROUGH THE LENS

An Exhibition of Members' Work

### WOLLONGONG ART GALLERY

2nd APRIL to 26th MAY 2019

Entry Free

On display are members' photographic prints from the film era of the 1940's through to the present day digital medium.

Two video presentations exhibit members' digital images, audio-visuals, members' movies including members' interviews and the club's history.

For more information:  
[secretary@wollongongcameraclub.com](mailto:secretary@wollongongcameraclub.com)  
<https://wollongong.myphotoclub.com.au/>



# **LAST MONTH at the CLUB**

## ***5<sup>th</sup> March 2019***

Six members attended the March meeting. Club business was covered by Ian Simpson, who reported there would be no Movie Makers meeting on the 19<sup>th</sup> of March due to the holding of the AGM. John Devenish reported on the Club's Facebook page which is up and running and needs "likes". Advertisements for the Club's 75<sup>th</sup> Anniversary Exhibition are being run on the Facebook page.

The topic for the night was to be Advanced Shooting, but Ian suggested the evening be spent canvassing ideas for the video for the Combined Clubs meeting in October. It was suggested that we follow all the steps in the process of making this video from idea to script to storyboard to shoot to edit.

Ideas were suggested and members went home with a few storyboard sheets to help document their idea and script.

## ***2<sup>nd</sup> April 2019***

Eight members were in attendance and Ian Simpson led the meeting with firstly Club matters:

- Opening Night of the Exhibition – 5<sup>th</sup> April at the Wollongong Art Gallery – 6 pm for a 6:30 pm opening.
- A decision was made on which handout to produce for the exhibition.

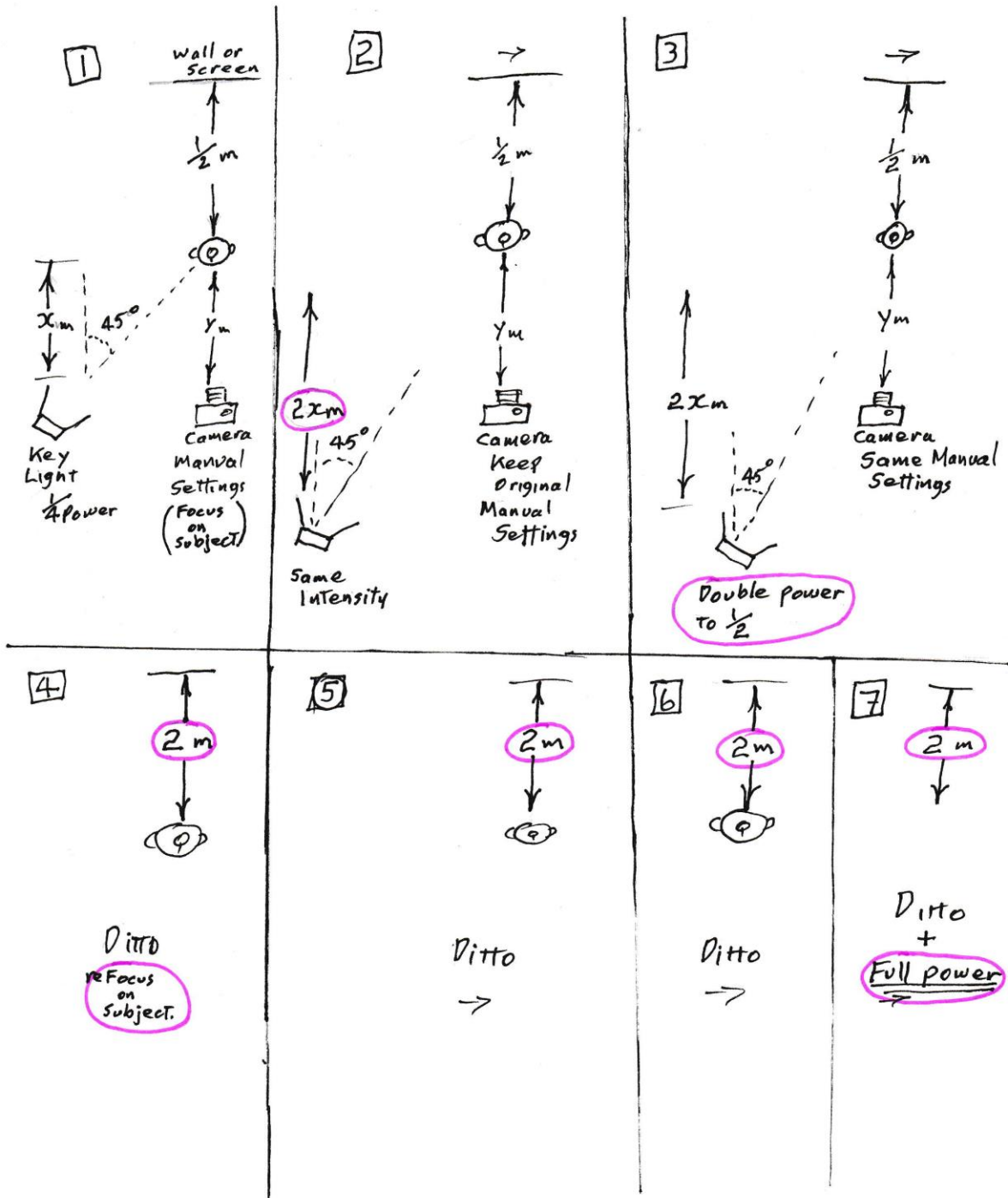
The topic for the evening was Lighting and John Devenish conducted a simple exercise. During the exercise the distance between subject and camera was kept constant and Peter Brown's Blackmagic compact cinema camera was set to the following:

- Aperture – F1.4
- Frame rate – 25 fps
- ISO – 400
- White Balance – 5600
- Footage was shot in RAW / Log
- The lens was focused on the subject.

What was changed in the exercise were (refer to the following diagram for details):

- The intensity of the light source.
- The distance from the light source to the subject.
- The distance of the subject from the wall.

# Light Exercise (not to scale)



- ① Perform all seven steps, record them.
- ② Load into computer and play them. Note the results. Discuss.
- ③

The results of this exercise were then discussed as footage was projected onto the screen.

Still images from each of the first six setups are presented in the following figure.

- Setup 1 and 3 produced similar images brightness as the doubling of the subject to light source distance in 3 was compensated by the increase in light intensity.
- Set 2 showed a drop off in image brightness as expected from the doubling of the subject to light source distance.
- Setup 3, 4 and 5 were repeats of 1, 2 and 3 but with the subject positioned away from the wall. Again setup 5 suffered in image brightness due to the increased distance of subject to light source and Setup 6 benefited from the doubling of the light intensity.
- What was also noted in Setups 5, 6 and 7 was that the background was now blurred due to the reduced depth of field at the F1.4



A proposition was put to the meeting that the project than Ann Devenish instigated for the 75<sup>th</sup> Anniversary Exhibition – the Wollongong Now Project – be continued on throughout this year and become a record of Wollongong, the Club and its members in this 75<sup>th</sup> year.

## WOLLONGONG NOW PROJECT

### WOLLONGONG HISTORY CONTRIBUTION for the 75<sup>th</sup> ANNIVERSARY of WOLLONGONG CAMERA CLUB

Members, as individuals, make a short, punchy video snapshot of some aspect of Wollongong in early 2019 as a contribution to the club's 75<sup>th</sup> Anniversary. To avoid repetition here is a table of suggestions for co-ordination. Please take time to make a short video clip. An accompanying written voice-over script would be handy too. We need these evocative vignettes of Wollongong to be short and punchy.

**Vignette:** *a brief evocative description, account, or episode.*



# Opening of the Wollongong Camera Club's 75<sup>th</sup> Anniversary Exhibition at the Wollongong Art Gallery

*Friday 5<sup>th</sup> April 2019*



**Wollongong Art Gallery**

**4<sup>th</sup> Floor Exhibition space**

**Featured Wall contains current members' prints**

**Far wall contains Award winning Prints over the decades.**



**Wollongong Art Gallery**

**4<sup>th</sup> Floor Exhibition space**

**Featured Wall contains current members' prints**

**Far wall contains award winning Prints present and past.**



**Prints of David Brooks**

**An early member of the Club who helped establish the Club and was also an award winning photographer.**



**Club Secretary  
Dawne Harridge  
helps with the  
preparation of the  
light refreshments.**

**Wollongong Art  
Gallery**  
  
**4<sup>th</sup> Floor Exhibition  
space showing the  
Club video  
presentation that  
includes the  
interviews with Club  
members.**



**Prints by Bob  
Jessop**

**One of the  
Foundation  
members in  
April 1944.**

**He was a  
driving force  
behind the  
four  
international  
photography  
Salons in the  
1940s.**








**Wollongong's  
Lord Mayor  
Councillor  
Gordon  
Bradbery  
opening the  
75<sup>th</sup>  
Anniversary  
Exhibition**

**Wollongong Camera  
Club's President  
Bruce Shaw giving a  
vote of thanks at the  
75<sup>th</sup> Anniversary  
Exhibition**



**John  
Devenish  
capturing  
all the  
action on  
Opening  
Night**

**16 April 2019**

Seven members were in attendance and Ian Simpson opened the meeting with:

- A request for those who had not indicated they were coming to the 75<sup>th</sup> Anniversary Dinner on the 30<sup>th</sup> of April to please do so by notifying the Club secretary.
- The Club's 75<sup>th</sup> Anniversary booklet is now available for a cost of \$15.
- Determined that there would be 7 members attending the Combined Clubs meeting at Shoalhaven on the 4<sup>th</sup> of May.

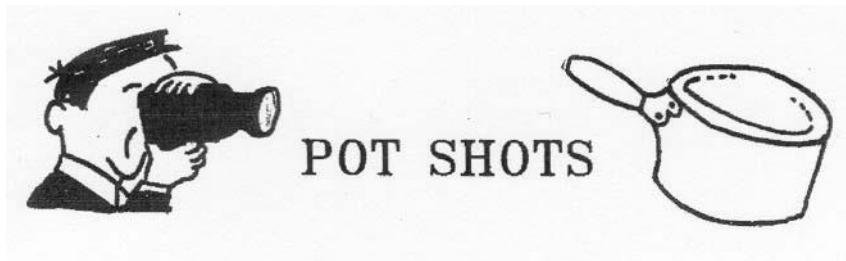
Discussions were conducted on possible scripts for their Combined Clubs meeting in October.

Peter Brown showed his processing of the footage shot last meeting for the Lighting exercise. The result was almost no difference in footage from the different setups after his post treatment. This result was a testimony to the wide dynamic range of Peter's Blackmagic compact cinema camera.

***Wollongong Library Display – To advertise the Club and its Exhibition***







### ***Back to the Future with DaVinci Resolve 16***

In their latest version of *DaVinci Resolve*, Blackmagic Design have “digitalised” some of the old video tape editing practices. Version 16 has the new “Cut Page”, in addition to the normal timeline editing screen. The Cut Page is designed for editors that need to work quickly by letting them import, edit, trim, add transitions, titles, automatically match colour and mix audio in a specially designed, simplified interface. The “back to the future” concept is the where all the selected clips rather than being in lots of separate “bins” are digitally joined together as one long “tape”. So all you have to do now is scrub through all of the shots to find the scenes you want and select and add them to your timeline. *Who said linear tape editing was dead!*



### ***Panasonic’s new Camcorder – AG-CX350***

Who said the mirrorless cameras had killed off the camcorder? Panasonic certainly has not heard that story for in their camcorder AG-CX350 you have all the features of the mirrorless camera except the interchangeable lens option.

However, with a fixed 20X zoom lens going from a very good wide angle of 24.5 mm (35mm speak) to 490 mm – do you really need another lens? Other features are 4K shooting up to 4:2:2 10-bit colour depth at 25 fps at a rate of 400 Mbps or 4:2:0 10-bit colour depth at 50 fps at a rate of 200 Mbps. For the hand holding videographers it has 5 Axis Hybrid Image stabilization. The images are obtained from a 1” MOS sensor of about 15 Mpixels. No recording time limit on this camcorder like so many mirrorless cameras. The AG-CX350 with its twin SD card slots can continuously record, changing out the cards as they fill.



## ***Movie Makers Programme for 2019***

DATE	MEETING	DESCRIPTION	WHERE
4 May Saturday	CCM	Shoalhaven	
7	Videomaker	Documentary Storytelling DVD. ( Documentary Production DVD)	School Hall
21	Studio	Setup studio and make a SHORT – COMEDY (for CCM)	School Hall
4 JUN	Videomaker	TBA (Davinci Resolve editing workshop)	School Hall
2 July		TBA	School Hall
6 AUG	Videomaker	TBA + Planning for 2020 ... seriously	School Hall
3 SEP	Videomaker	DVD	School Hall
17	Studio	Setup studio and make a SHORT – PIECE TO CAMERA	School Hall
1 OCT	Videomaker	Basic Video Editing DVD	School Hall
15		Setup studio and make a SHORT – Lipsynch. VOTY ENTRIES and FORMS due.	School Hall
19 or 26 TBA	CCM	WOLLONGONG MM Theme: Fashion/Footprint/Egg/Money/Crisis	School Hall
5 NOV	Videomaker	Green Screen Basics DVD. Green Screen Tips and Tricks DVD	School Hall
19	Studio	Members' Videos.	School Hall
3 DEC	Gala Night	Bring a Plate. View all VOTYs & AV-OTYs	School Hall
10	Annual Dinner	Fraternity Club	School Hall