

IN FOCUS
IN FOCUS

**PHOTOGRAPHY GROUP
MONTHLY NEWSLETTER**

November 2019

Edition: 2019/10

CONTENTS

Dates For Your Diary	2
Tuesday, November 12th 2019	3
Tuesday, November 26th 2019	6
POINTSCORES: 2019	10
The Police and Emergency Services	
2019 Games (NSW)	12

PHOTO GROUP DIARY

November 2019

Sat Nov 30th Closing Date EDI and Print of the year
Competitions on line registration.
11:45pm

December 2019

Tues 3rd Movie Makers' Gala Night. Please
bring a plate to share at supper.

Tues 10th Annual Dinner and Awards
Presentation Evening, Fraternity Club
Fairy Meadow.

Tues 31st 2020 Annual Fees Due

2020 Membership Fees

Member	\$75.00	Pensioner	\$65.00
Student	\$45.00	Family	\$115.00

CLUB MEETINGS

2nd and 4th Tuesday of Each Month
at 7:30pm
FIGTREE HEIGHTS PRIMARY
SCHOOL
St Georges Avenue & Lewis Drive
FIGTREE
Vehicle entrance via Lewis Drive
FIGTREE
UBD Map: 34 Ref: P6

Phone Contact:
0457 415598

Club Website:

<https://wollongong.myphotoclub.com.au>

Enquiries:

photogroup@wollongongcameraclub.com

All Competition Entries Online Entry:

<https://wollongong.myphotoclub.com.au/members-enter-a-comp/>

Monthly Competition Enquiries email

photocomp@wollongongcameraclub.com

Photo Group Newsletter Editor:

editor@wollongongcameraclub.com

For all Payment Details can also be viewed on the club's website by using the link in the "Welcome to our Club" section.

Members are encouraged to view the Club's website at: <https://wollongong.myphotoclub.com.au/calendar/> to view the recent change/s to the Club's Programme



Wollongong Camera Club is proudly sponsored by
PHOTOMART 54 Sunset Avenue, Barrack Heights NSW 2528

Please use our sponsor to keep their contribution to the club.

Dates For Your Diary

Saturday, November 30th 2019: EDI/Print of the Year 2019 Registration Closing Date & Time.



IMPORTANT!
PLEASE READ

2019 EDI and Print of the Year Registration **Closes on Saturday, November 30th at 11:45pm.** Please don't delay and leave your entry registration to the last minute. You just might find that you have missed the boat. Do it now! Don't delay. It is each entrant's responsibility to enter their entries. Not uploads, just use the "green" button to transfer your eligible selections from the 2019 Competition Pointscore Yea

December 3rd 2019: Movie Makers Gala Night.



All are invited to the Movie Makers Group Gala Evening to view all entries in the Video of the Year (2019) and the Audio Visual of the Year (2019) Competitions. During the evening the "Members' Choice" voting takes place and everyone is invited to vote. Just one condition; to vote, you have to be present.

Commences 7:30pm, Tuesday December 3rd at the Figtree Heights Primary School Multipurpose Room (normal meeting area.)

Following the entertainment and voting, a scrumptious supper to help complete the Movie Makers' Programme for 2019



December 10th 2019: Annual Dinner and Presentation Night.

Advance notice. The Club's 2019 Annual Dinner and Awards Presentation Evening is coming!

Date: Tuesday, December 10th 2018
Venue: Fraternity Club. The Dining Room (Upstairs).
Address: 11 Bourke Street, Fairy Meadow. 2519
Time: Doors open at 6:30pm, Event commences at 7:00pm
Cost: \$40 per person. Drinks at Bar prices at attendees' cost.
Further Details: All welcome, family and friends. Additional information will be available soon.



December 10th 2019: Annual Dinner Venue Set Up.



Reminder to the Venue Set-up team for the Annual Dinner. Please meet in the Fraternity Club's Entrance Foyer just before 2:00pm to assist with the offloading of Print Stands, other equipment and the assembly of it all in the Function Room. We expect it will take about 1 ~ 1.5 hours depending upon it all goes. If you are delayed, or a last moment "can't make it" then please advise Dawne Harridge. Thank you.

December 31st 2019: 2020 Annual Fees Due

The Club's Treasury is open now to accept your 2020 Annual Fees through the direct payments system. The Treasurer is waiting to hear from you and to update your status for 2020. Please note no monies will be accepted at the Annual Dinner and presentation Night.

February 11th 2020 Nature Presentation by Roy Killen EFIAP, GMPSA, GMAPS, APSEM

The Photography Group's first 2020 meeting will have a "Nature Photography" and "Maximising Your Chances of Success" presentations. Roy is a leading Australian and well respected Nature Photographer with strong Club (Belmont 16 Footers), National (APS) and International (Photographic Society of America Membership Vice President) connections will be sharing some of his experiences in Nature and Exhibition Photography.

Tuesday, November 12th 2019

Brendon Parker was our chairperson for this Presentation evening and opened the night with a warm welcome to the 18 members in attendance and to Craig Parker, our guest presenter. It was a very warm day with Northern New South Wales in the grip of bushfire and the State being classified a “Catastrophic” for the first time since this extreme weather/Bushfire level was introduced. This may have been, in part, as to the reduced attendees.

Business:

Brendon mentioned the following items for the members’ attention:

- 🔑 **Club’s Perpetual Trophies Return.** Tonight was the due date for the return of these Trophies so that they can be checked and prepared for the upcoming Annual Dinner and Presentation Night. Anyone who has not done so please make arrangements with Dawne to do so as soon as possible.

🔑 2019 Programme:

- November 26th Monthly Competition. Set Subject, “Icons”. The judge will be Mary Furness from the Shoalhaven area;
- Print of the Year Entries Closing Date. AT the end of November 26th Meeting the actual Print Entries in the four Categories (CPA, CPB, MPA and MPB) are required. Please be prepared;
- EDI/Prints of the Year Registration. Closing date is Saturday, November 30th and 11:45pm. Please select you nominated images from your 2019 Competition Folder. Conditions apply:
 - Eligible image for each category must have been entered in one of the Group’s Monthly Pointscore Competitions;
 - The EDI/Prints of the Year is an “Open” Competition. Set Subject images are most welcome but will be considered as an “Open” subject;
 - Only one (1) entry for each eligible category is permitted.

🔑 2019 Annual Dinner and Presentation Evening.

- To be held at the Fraternity Club, 11 Bourke St, Fairy Meadow. 6:15pm for 6:30pm start;
- Cost. \$40 per person, 2-Course meal. Drinks not provided, at attendee’s cost. Please pay using the Club’s direct Payment system. The Treasurer will not be accepting any payments on the night.
- Volunteers are required for setting up at 2:00pm. Print Stands assembly, Print Entries displayed; Projection Equipment set-up and Table decorations. If you can assist please advise Dawne.

- 🔑 2020 Annual Fees Due. Tuesday December 31st 2019. Please use the Club’s direct payment system to pay your 2020 Renewals. Thank you.

- 🔑 Lucie Awards, New York (USA). Tom Putt, Melbourne Photographer who visited the Club in late 2018, has been announced as the Nature Photographer of the Year for the Annual International. The Lucie Awards were established in 2002 with the aim of globally honouring photography’s “... leading talents creating, shaping and defining the world of photography”. Tom’s series of aerial images, captured in Iceland, won first prize in the Nature Category along with 1st Place in the Nature Aerial/Drone Series category. Congratulations Tom. Tom will be presented his Award at the Carnegie Hall in New York, USA.



Speaker: Craig Parker MPSA, BPSA, EFIAP/b, APSEM

Craig is a former Club Member (2008 ~ 2014) having served on the Management Committee as President, Secretary and Ordinary Committeeman during this time. Craig is a prolific photographer having won combinations of Digital and Print of the Year as well as various Pointscore.



In 2009 Craig and fellow club member Greg Delavere joined APS began their journeys in Photographic Honours receiving their LAPS (Australian Photographic Society) in 2011. Craig continued both Nationally and Internationally receiving his first International Honours in 2013 AFIAP and 2014 PPSA (Photographic Society of America). Craig currently has over 2000 International Acceptances with 120 awards including 10 Gold Medals. He is also one the APS Verification Officers;

Craig’s Presentation was “Introduction & overview of using a Speedlight; Part I”. Craig commenced the presentation. Craig said there are so faces I recognise, whilst other I don’t. He noted that during his

Wollongong club days he learnt from Competition Judges as to what to shoot and how to enter the right image. After amassing over 2000 Nationally and International Acceptances, Awards he has taken a sabbatical and stopped entering Competitions concentrating upon Judging (Club, State, Nationals and Internationals) as well as photographer evaluation and verifications for APS.

Introducing his presentation, “Introduction & overview of using a Speedlight; Part I”, Craig said that it would cover a number of topics from basics of light, flash, exposure and light modifiers giving examples along the way to highlight the various points. Most of Craig’s images were from his and his extended families, as such no images would be reproduced. He mentioned that a family member’s death exposed the lack of family images. This spurred him into action, not only to fill the family album but to develop and practice a new skill, speedlite (flash) photography. He also mentioned that it was a cheap way, “... who pays their family?” for taking their pictures.

Craig advised the meeting that his presentation is based upon Canon equipment as this is what he uses, has little to no advice for other manufacturers but the principles, with a little thought, could be applied to these other manufacturers. It’s just that the Speedlite’s function controls could be different, located somewhere that he isn’t familiar with.

Craig says that he is consistently asking himself 3 questions when creating, evaluating the image:

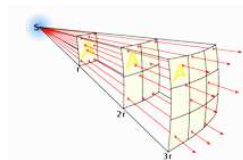
1. Subject. What is the subject about? Who/What is the main subject?
2. Background. What needs to be included? Is it punchy or dull? Consider another location.
3. Lighting. Where is the lighting coming from (direction)? Where are the shadows falling? And
4. Tool. It’s a tool that the photographer can use to control the image’s exposure.

He continued, remarking that photography is all about lighting. Lighting doesn’t need to be complicated; the photographer just has to understand it.

Craig’s No.1 Rule is “... get down to the subject’s eye line, especially children and animals.”

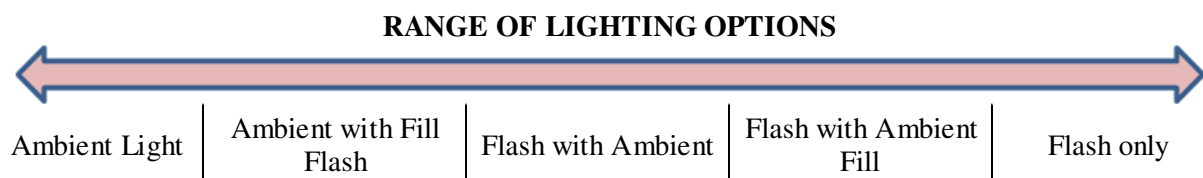
Craig introduced the meeting to family member “Sty”, a polystyrene head and shoulders with full facial features that would allow him to practice on, see how and where light falls upon the face and to learn from the lessons with each shoot. Craig said Sty has other family members that can be found on eBay and other on-line places. Well worth the effort in obtaining one. Most importantly Sty never complains, does as it directed and hold the pose for as long as the photographer wants.

Craig then explained, with demonstrations from his images, the Basics of Light covering Direction (where it comes from), Quantity (how much light), Colour, Power/Strength and Balance/Creativity (Light’s Temperature throughout the day).



He briefly introduced the Inverse Square Law of Light (“... the intensity of illumination changes in inverse proportion to the square of the distance from the source.” If the distance between the light source and the object is 3 metres, then the effective lighting of the source is $1/9^{\text{th}}$ or 1 divide by 3^2). Craig said he wasn’t spending time on this but that’s another day’s discussion.

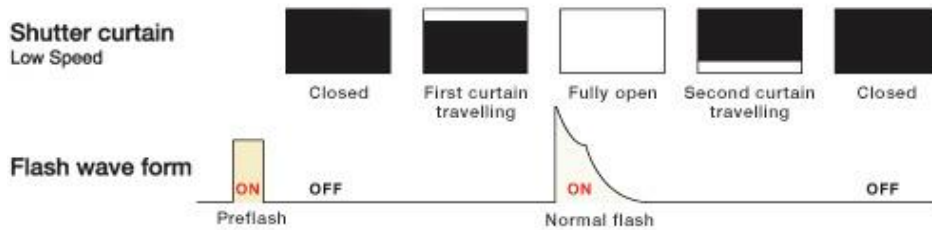
Craig then explained “Exposure” with the aid of a diagram:




Craig’s tip to blending ambient light with flash is to decide on the ambient light value (flash switched off) and then adjust the control’s top mix both light sources. Just remember to switch the flash back on before operating the shutter. Craig again reminded us of the Inverse Square Law of Light and how the Flash’s light falls off.

Craig continued to cover his next topic, “Basics of Flash”, stating that the Speedlite/flash is a very short burst of light energy. He spoke about how the Flash operates in conjunction with the camera’s shutter operation, explaining several modes (First/1st Curtain, Rear/2nd Curtain and High Speed Sync) using the Flash Diagram below:

flash speed sync



Craig also mentioned that High Speed Sync was a series of flash pulses as the diagram below indicates.



High Speed Sync.

Note the flash pulses whilst the shutter Curtains operate (open).

This quick drains the Flashes Power Supply (batteries) depending upon the Flash's Power setting.

Slow (Normal) Shutter (Sync) Speed

Note the flash operates when both the Front (1st) Curtain is open when the Rear (2nd) Curtain is open.

Usually a maximum of 1/250th Second duration.

The next topic Craig introduced was Exposure. He quickly spoke about the Exposure Triangle (Aperture, Shutter and ISO) and each affects the image's exposure. He then explained that the "Shutter" operation has no bearing upon the flash so the only controls a photographer have are Aperture and ISO settings. Following this he briefly spoke about the Flash's Modes (Manual, Auto, Power Settings). He remarked that photographers serious about their Flash Photography should utilise either a Light Meter (to measure the light reflecting off the subject) or to study the image's histogram. He also mentioned how light modifiers (umbrellas, softboxes, reflectors and other items) modify the lighting from the flash unit/s to create the mood of the image's scene.

Completing his presentation Craig briefly spoke about "Off Camera Flash" noting the use of triggers and the pros and cons with the huge advantage of being able to walk about the subject without repeatedly adjusting the flash source. Craig also mentioned a tip for people wearing glasses; tilt the glasses down slightly and/or change your position and view of view.

Resources:

Craig mentioned a number of resources to assist photographers to develop their skills in flash photography:

- 📖 Books. Neil van Niekerk (<https://neilvn.com/tangents/flash-photography-techniques/photography-books/>) that include titles like Un-Camera Flash, Creative Flash, Speedlites, Handbook;
- 📖 Tutorials. Strobist (<https://strobist.blogspot.com/>) Free Light 101 ~ 103 on Flash Photography;
- 📺 Videos: Youtube and Adorama TV

Chairperson Brendon thanked Craig for his very interesting presentation saying it was terrific and that he will now have to go out and practice Craig's advice on better flash photography.

Tuesday, November 26th 2019

This evening's chairperson, Geoff Gray, extended a very warm welcome to our guest judge, Mary Furness, and the 30 members in attendance for this, the last Monthly Competition for 2019. Geoff said the competition was a set subject, ICONS and was looking forward to hearing our judge's comments.

Our normal practice for the Competition Evening after welcoming everyone was to briefly introduce our judge and then to view the EDI entries and hear the judge's comments and Awards. This would be followed by a supper break, business notices and then the Print entries.

Business:

Geoff mentioned the following items for the members' attention:

- 📁 Print of the Year Entries. The actual Print entries are required at the end of this (November 26th) meeting.
- 📁 2019 Image of the Year Registrations. Closing Date and Time is Saturday, November 30th 2019 at 11:45pm through the Club's website. Conditions apply:
 - 📁 Each eligible Entry must have been entered in 2019 Pointscore Monthly Competition; and
 - 📁 One (1) eligible entry for each eligible category (EDI's and/or Prints).
- 📁 Annual Dinner & Presentation Evening.
 - 📁 Tuesday, December 10th at the Fraternity Club, Fairy Meadow. Doors open at 6:30pm for 7pm start;
 - 📁 Cost \$40 person payable by direct deposit into the Club's account. Please note the Treasurer will not accept any monies at the Annual Dinner;
 - 📁 Any dietary requirements, please advise Dawne Harridge as soon as possible.
- 📁 2020 Annual Membership Fees. Due Tuesday, December 31st 2019. Please note these are due and payable by direct deposit. Details are on the Club's website. There are no changes to the 2019 Fees for 2020;
- 📁 Movie Makers' Gala Evening. Tuesday, December 2nd at 7:30pm. All invited to see the Video and AV's of the Year entries. The "People's Choice" voting will take place. Following this a supper with attendees requested to bring a plate with a supper item;
- 📁 2020 Programme.
 - 📁 February 11th 2020. First Presentation Evening with Guest speaker, Roy Killen will be sharing his "Nature Photography" adventures. Please note that the May Competition is a "Nature" Comp and Roy's insights would be a worthy asset to this Monthly Competition;
 - 📁 February 25th "Open" Competition to commence the 2020 Year.
- 📁 2020 AGM, March 17th 2020. Geoff gave advanced notice of the Club's 2020 AGM and advised the membership that several senior Management Committee members wouldn't be standing for re-election due to a variety of reasons. The club will be looking for a new Leadership Team for the next period.
- 📁 Free Film. The Club has received advice from Peter Leinmer that 2 Rolls of film (Fuji and Kodak, to be given away. Please contact Dawne for further contact details.

Our Guest Judge: Mary Furness

Mary has travelled from the Shoalhaven area for this evening's Competition. She has been judging for the past 8 years. Her photographic journey is recent, only commencing it in her late teens to record family, friends, life's adventures and travels. Mary has never thought of photography as art however she loves photographic exhibitions and browsing through photography books.



She is a member of the Bay and Basin Camera Club, only joining after her retirement to "...learn to take better photos and do it socially." She attended a FCC Judges' Course in order to provide a Judges' pool in her local area. She enjoys judging, spending time with each image before her. Mary says "...do my best to offer a critique that I believe reflects both what I have learnt about technique and what I feel

emotionally about the image."

Competition:

Mary's opening remarks praised the club for its technical abilities of the basic camera skills (focus, ISO, Shutter, Aperture) when taking photographs. She adding that Wollongong was the first big club and that she was accustomed to small clubs where basic skills required commenting upon. It was good to talk about finer aspects of image making.


EDIs (Electronic Displayed Images):

Mary general comments were on the photographers' ability to produce an image that relates a story and enhance the view to the audience.

She spoke about distractions, saying they come in many forms from a simple crop not quite what it should be to elements that "hit you in the face" where by bold colours or just too dominating. Mary explained that cropping is an art and knowing what and where to crop, or not, takes patience, skill and image evaluation. She noted there are 2 ends to cropping; not enough leaving objects in where they should be taken and then the too much where elements that are required are lost.

The image's storyline is one area that creates mixed signals with the viewer. She posed the question "what is the purpose of this image?" If this cannot be answered, then she suggested take a walk around the scene and find a different view point or angle so that the storyline is improved. Sometimes it is wiser to look twice, even three times before operating the shutter. Part of image taking is to say what is happening at that moment in time, what drew you, the photographer, to take that particular shot.

Every EDI entry has a comment from Mary about how viewed the entry. Her comments can be found in the November EDI Competition's "Comments". Everyone is encouraged to take a moment to read all, add your own if you wish, but to learn how others have taken a particular image.

	<i>Best In Section:</i>	"76 Years Young Still Draws a Crowd", Bruce Shaw
	<i>Merits</i> (8):	Bruce Shaw, Ruth Brooks, Karen Childs, Joe Cremona, John Devenish, Vivienne Noble, Sue Shaw, Carolyn Womsley,
	<i>Credits</i> (9):	Jill Bartlett, Raymond Clack, Dawne Harridge, Ann Lamb, Monte Hunt, Brendon Parker, Clara Soedarmo, Sue Souter, Dylan Tate
	<i>Entries received:</i>	29 <i>Entrants:</i> 29

The following is Mary's comments on Bruce's Best in Section. "A great image. The strength and action portrayed her by the bright green and the steam says all that can be said about old 3801. It is just waiting to bound away from the station. It made me feel in awe of it - and I don't use that word often. I love the way it is framed by people. The front crowd looking very serious and the lucky passengers straining to get a glimpse from the old carriages. In some engine photos I talk about busy backgrounds but not in this one. The sheds wires, etc behind seem to be a very minor part of the scene and cringe behind the power of the engine. Well taken

Following the supper break and the chairperson's "Business" announcements the audience was called back to pews for Mary's comments on the 4 Print Categories.

PRINTS


Mary said that she tries to encourage photographers when she critiques their images and where possible to offer some advice on how to correct an imbalance within the image whether it's from an editing point of view and from the image taking process.

Colour Prints "A" Grade:

Mary opened her Prints Critiquing asking "do I want to look twice (at this image?" Will this image be a look again or just a walk on by scenario. If the image has the wow factor then she will stop and take in all the image has to give her.

She elaborated on distractions whether they are people or other objects to a background that colours hit the viewer in the face. She suggested photographer look to see if a crop could improve, eliminate a distraction so as to improve the image's overall appeal. She demonstrated this several times changing the crop effect until she was happy with the result.

Composition, specifically leading lines grabbed Marty's attention. In "Opera House" the use of a wide angle lens, the curvature of the walkway from Circular Quay around to the Opera House created a feeling of involvement with everything in focus. She congratulated the photographer for their choices before operating the shutter.


	<i>Best In Section:</i>	"Magnificent" , Colin Marshman
	<i>Merits (4):</i>	Colin Marshman, Jill Bartlett, Ruth Brooks, Elaine Duncan
	<i>Credits (5):</i>	Joe Cremona, Matt Dawson, Vivienne Noble, Brendon Parker, Helen Robinson
	<i>Entries received:</i>	14 <i>Entrants:</i> 14

Colour Prints "B" Grade:

Mary spoke about the subject, Icons, and wondered how the photographers would match their image to the competition guidelines. To her this competition could be as focused or creative as the photographer want to make it.

Cropping was high on her discussion points and demonstrated how it could be effective to improve the storyline but also acknowledging that cropping is a personal choice and we all don't see some effect in the same way. She also remarked how too much cropping can affect the image, especially if a building's spire/antennae are chopped off, a person's hand/limb are missing. With today's editing processing it is possible to test the result before applying it, however Mary thinks most are as result of camera cropping with photographers looking around the view finder before operating the shutter. Mary's last piece of advice was to ask yourself "... what am I taking?" and "... can I get it all?"

A number of colour issues where highlighted. Mary thought an entry had a colour cast (slight blue). She couldn't advise on how to fix it and suggested the photographer seek help from other members. Saturation, rather the lack of, produced a dull image. She suggested a tweak of the saturation and clarity dials to boost to image's appearance.


	<i>Best In Section:</i>	"Reflections On An Icon" , Ann Lamb
	<i>Merits (3):</i>	Ann Lamb, Wayne Fulcher, Lynley Olsson
	<i>Credits (4):</i>	Karen Childs, Kerry Gilmore, Monte Hunt, Valerie Porter
	<i>Entries received:</i>	13 <i>Entrants:</i> 13

Monochrome Prints “A” Grade:

Mary’s initial comments were that the entries “... technically good.”

Mary noted the image’s story is enhanced when the main subject is supported by elements of the age the photographer is trying to portray. She demonstrated this aspect with the entry, “Old National cash Register” where the background (mid 1950’s ~ early 1960s) supported the cash register creating a believable story line. Using a monochrome treatment, the photographer has reduced the colour effect (bright and bold colours) and toned the background down with the elements’ contrast. She reminded the audience to look for a simple background; it will enhance the image and reduce your time in the digital darkroom.

Distractions come in many forms with Mary asking “... does this element need to be in the image?” If the answer is no, then looks for ways to remove it or to reduce its effect. Her advice; look at your image and ask “is this the best I can produce?” Highlights are always one area that draws a viewer’s eye to it. Mary demonstrated this with the entry “Kangaroo” where her eyes move towards the sunlight grassland away from the main subject in the tree’s shadow.

	<i>Best In Section:</i> “Snowy River Man”, Ruth Brooks	
	<i>Merits (5):</i>	Ruth Brooks, Matt Dawson, Dawne Harridge, Colin Marshman, Vivienne Noble
	<i>Credits (5):</i>	Joe Cremona, Elaine Duncan, Tim Porteous, Helen Robinson, Bruce Shaw
	<i>Entries received:</i> 14 <i>Entrants:</i> 14	


Monochrome Prints “B” Grade:

Mary commented on the entrant’s ability to produce details in the shadows areas and demonstrated this by showing how the steel girders under the Sydney Harbour Bridge are seen. She said this takes patience in the editing process but it could be accomplished without having the detail when operating the shutter.

Throughout the evening Mary referred to the “wow” shot that grabs the viewer and wants them to stay and “... look at me”. She said that often the photographer has no/little control over the background so the photographer just can’t move the subject to a background suitable for the story. So the photographer has to look at ways to overcome this, change the view, shooting angle, change the depth of field. There are times the photographer has to make adjustments before operating the shutter.

Contrast is the monochromist’s best friend. Mary noted that several entries suffered from a low, or not enough, contrast resulting in subdued elements within the print. She suggested a little more post processing would help.

Mary spoke about presentation format; landscape, portrait, panorama, square and how the image will determine the best format. Again throughout the evening she provided examples where the photographers had selected the best format to showcase their image.

	<i>Best In Section:</i> “I.N.R.I”, Ray Clack	
	<i>Merits (3):</i>	Raymond Clack, Wayne Fulcher, Tim Hoevenagel
	<i>Credits (4):</i>	Alexander Dawson, Monte Hunt, Jim Ollis, Valerie Porter
	<i>Entries received:</i> 12 <i>Entrants:</i> 12	

Geoff thanked Mary for her critiquing, comments and discussing the process of producing the final image.

President Bruce Shaw addressed the meeting asking those who didn't want to hear the final Pointscore results then to block their ears when he said "... And the winners are." After brief pause, "you will have to come to the Annual Dinner of December 10th to find out".

Bruce thanked Geoff Gray for sourcing the set subject topics and the guidelines acknowledging that these subjects have tested the member's abilities and creativeness to produce images that they may wouldn't normally attempt.

POINTSORES: 2019

The 2019 Pointscore Competition has finished with the results being announced at the Club's upcoming Annual Dinner and Awards Presentation Night.

FCC 2019 Interclub Results

In the October 2019 Photography Group Monthly Newsletter the FCC's 2019 Interclub results were briefly announced with the Wollongong Camera Club's ranking. At the time it was mentioned that noted that the Newsletter's publishing date didn't allow for the Club's individual member's result in the various Sections.

Open Colour Large Prints. *Highest Score: 14*

Title	Photographer	Score
Ferocious Surf	Matt Dawson	12
Off To School	Geoff Gray	11
The Lake	Clara Soedarmo	11
Reach For The Sky	Vivienne Noble	10
Clam Shells	Sue Martin	9
Gathering Gold Dust	Karen Childs	9
Gold Doorknob	Sue Martin	9
Now Listen Here Mate	Vivienne Noble	9
Street Party	Joe Cremona	9
Sunrise Surfer	Sue Souter LAPS	9

Open Monochrome Large Prints. *Highest Score: 13*

Title	Photographer	Score
French Street	Brendon Parker LAPS	11
Valley Of Mist	Vivienne Noble	11
Cigar Box Guitars	Geoff Gray	10
Morning Exercise	Sue Martin	10
Byron Bay Lighthouse Tendrils	Matt Dawson	9
Looking Into The Fog	Vivienne Noble	9
Potter	Geoff Gray	9
The Dark Castle	Tim Hoevenagel	9
Zig Zag Path	Joe Cremona	9
Concrete Carvings	Alexander Dawson	7

Nature Large Prints. *Highest Score: 14*

Title	Photographer	Score
Early Morning Landing	Joe Cremona	10
Fairy Wren	Sue Souter LAPS	10
In A Flap	Sue Souter LAPS	10
Draogonfly 5	Brendon Parker LAPS	9
Fungal Splendour	Kerry Gilmore	9
Luminescent Fungus	Kerry Gilmore	9
New Holland Honeyeater	Geoff Gray	9
Patterns and Swirls	Matt Dawson	9
Tasmanian Tiger	Sue Martin	9
Vigilant Watch	Joe Cremona	9

Open Colour Digital. *Highest Score: 14*

Title	Photographer	Score
Beyond The Storm	Matt Dawson	12
Monkey Temple	Ruth Brooks	11
Dawn At The Sea Cliff Bridge	Matt Dawson	10
Sky Jam	Geoff Gray	10
Fiery Sunset	Vivienne Noble	9
Prague	Geoff Gray	9
First Light Coalcliff Pool	Kerry Gilmore	8
Soft Morning Light	Vivienne Noble	8
The Hibiscus	Kerry Gilmore	8
Windang Wagon Wheels	Sue Souter LAPS	8

Open Monochrome Digital. *Highest Score: 14*

Title	Photographer	Score
Dandelion Seed	Ray Clack	13
Unloading	Geoff Gray	12
Creating First Light	Matt Dawson	11
Wild Seas	Vivienne Noble	11
Coming To Rest	Joe Cremona	10
Riding Home	Sue Souter LAPS	10
Wise Eyes 2	Brendon Parker LAPS	10
Coalcliff Morning	Kerry Gilmore	9
Crumpled Chrome Staircase	Vivienne Noble	9
Mirrored	Wayne Fulcher	8

Open Nature Digital. Highest Score: 15

Title	Photographer	Score
Give It To Me Mum	Vivienne Noble	11
Cormorant With Prawn	Sue Souter LAPS	11
I Am A Beeeater	Brendon Parker LAPS	10
You Coming	Joe Cremona	10
Gotcha	Dawne Harridge	9
Hover Fly	Sue Martin	9
Oxpecker At Work	Dawne Harridge	9
In Flight	Wayne Fulcher	8
Its Time You Both Left Home	Joe Cremona	7
Night Spinning	Ray Clack	7

Open Australian Landscape/Seascape Digital. Highest Score: 13

Title	Photographer	Score
Rainbow Sisters	Matt Dawson	11
Morning Sunrise At Cathedral Rocks	Joe Cremona	10
The Remarkables	Dawne Harridge	10
First Light At Coalcliff	Kerry Gilmore	9
In Drought	Wayne Fulcher	9
Sunburnt Country	Matt Dawson	9
Sunrise At Bermagui	Sue Martin	9
Good Morning Cairns	Alexander Dawson	8
Wave Around Sunrise	Sue Martin	8
Sunset	Wayne Fulcher	6

The Police and Emergency Services 2019 Games (NSW)

Early June 2019 Detective Superintendent Gavin Dengate approached the Wollongong Camera Club (President Bruce Shaw) seeking assistance photographing the upcoming 2019 Police and Emergency Services Games (P&ESG) to be held in Wollongong in late 2019. This week long Games' events would cover 42 different Games from Water to Track and Field to Defence Arts and other sports skills. After several email communications and a meeting in Wollongong between the Camera Club (Bruce and Sue Shaw and Sue Souter) and members of the P&ESG Organisers (Gavin and Lisa Simms) regarding the participation of the Club's members and the rights of each. The final outcome was to be able provide the Games' Organisers will images that could be used to promote the 2020 (National) Police & Emergency Services Games again to be held in Wollongong in October 2020 along with the 2019 Games' Participants with pictures from the various events.

Eleven (11) members indicated that they would be interested in partaking in this community service with each indicating their preferred sport's events they would be able to attend. As the weeks slipped away to the Games' start, more preparation and a few tweaks were required. To recognise the Club's members at any event the Games' Organisers provided each photographer with a special lanyard giving closer access to the action to take the pictures.

On the eve of the Games, Sue Souter met with one of the Games' Organisers (Lisa) for the lanyard then proceeded to distribute these to Club members for the next day's Event access. As Sue summed it up "... The Police Games went really well. Every one that I have spoken to enjoyed it immensely. I think we all learnt a lot from it, especially about low light and fast sports together. I caught up with Lisa Sims on the Friday before the games and spent the morning with her and Dawne Fraser who is an ambassador for the 2020 Games. I certainly was star struck. That night I meet with Lisa and Greg Moon a local DS and Forensic supervisor (Yes, I have asked him to do a talk for us next year) Greg was a coordinator for the games and my local contact. He has organised an external drive for us to upload our images to, it is still doing the rounds of the photographers." (Sue Souter)



Oztag.
Photographer: Sue Martin

It seems all enjoyed their experience, practicing/developing new skills in the world of sports photography. Sue Martin remarked that "... These were the friendly games. There was a feeling of fun, friendship and encouragement at every event that I went to. This also extended to me, as the competitors started to recognise me after a few days and I was even given an egg and bacon sandwich



Ocean Swim Competitors
Photographer: Sue Martin

at the marathon. The team events, like Oztag, with over 50 teams, were very popular and fiercely competitive, while the individual events, like the Aquathon, sometimes only had a few competitors." (Sue Martin).

New Club member (2019) Cheryl Thompson commented "...I really enjoyed the opportunity to photograph so many different sports and I would like to put my hand up for the international police games next year as well." Cheryl played indoor hockey and coached teenagers from local to State level competitions and was "... was very impressed with the high standard of play!" Cheryl also attended several different sports; Hockey, Soccer, Lawn Bowls, Darts and Equestrian Events. (Cheryl Thompson)

Kathy Pond earmarked the Darts and Lawn Bowls at the Figtree Bowling Club as her preferred events.



Darts, Figtree
Photographer: Kathy Pond

Kathy recalled her meeting with Team Members, Competitors and Spectators, all lovely folk. Kathy mentioned that "...also met and chatted with UK Russ Bray World Professional Darts Referee who calls at all the major tournaments around the world." Russ, in his twitter account, wrote "... a fabulous morning at the Figgy Bowlo, meeting all the guys and the girls at the NSW Police and Community service games. These guys do an amazing service to the locals



Bowls, Figtree
Photographer: Kathy Pond

here in NSW and I feel very privileged to have been invited down to meet and greet everyone, Thank you all." (Russ Bray) Kathy noted that she found the events that she covered "...were smiles and handshakes a plenty, they are true sports persons." (Kathy Pond)

Our thanks to the photographers: Ruth Brooks, Michael Cherviakov, Matt Dawson, Greg Delavere, Dawne Harridge, Sue Martin, Vivienne Noble, Jim Ollis, Kathy Pond, Tim Porteous, Cheryl Thompson and Sue Souter. I understand from speaking to Lisa (Games Organisers) that they are very impressed with images they have received and are currently working their way through the hundreds of images supplied by the Club members.



Mountain Biking
Photographer: Dawne Harridge



Ocean Swim, Belmore Basin
Photographer: Dawne Harridge



Beach Soccer,
North Wollongong Beach
Photographer: Dawne Harridge

Whilst Bruce was instrumental in the Games' negotiations he had confidence in Sue Souter managing the week long events. Thank you, such a small word that doesn't seem to convey the appreciation and gratitude that he has for the hard work that Sue put in; liaising between the Games Organisers and Club Members, the weeks that followed in collecting the pictures, being a photographer visiting a wide range of events, delivering items to members and help make this project a successful occasion.

Thank you all for taking part and promoting the Wollongong Camera Club in the local and wider Community.

Games Images by Wollongong Camera Club Members Supplied by the Game's Organisers.



All Images in this article have been authorised "for use" by the photographers and the Police & Emergency Services Games Organisers. Each image's copyright remains the property of the photographer.

Bruce Shaw
(President)



The Marketplace

A new section for members to advertise items for sale, wanted to purchase is under construction. It will be a regular feature if members want to use it. A small donation to the Club's Finances (\$5.00 per ad) is the price. A brief description of items for sale/wanted. Ads are required to be placed, via emailing the Editor (editor@wollongongcameraclub.com) before the 20th of the Month. The editor reserves the right to adjust any ad according to the Newsletter's space availability. In addition your ad will appear in one of the Club's Social Media pages.

This new section will be available from the February 2020 Photography Group Newsletter.