



IN FOCUS
IN FOCUS

**PHOTOGRAPHY GROUP
MONTHLY NEWSLETTER**

October 2019

Edition: 2019/09

CONTENTS

Dates For Your Diary	2
Editorials	3
Tuesday, October 8th 2019	3
Road Trip to Maitland, October 11th ~ 13th 2019	5
Tuesday, October 22nd 2019	6
Picton Show Outing; Saturday, October 26th 2019	9
Tuesday, October 29th 2019	9
POINTSCORES: October 2019	10
2019 Competition Details: November	11
FCC 2019 Interclub Exhibition	11

PHOTO GROUP DIARY

November 2019

Fri 1 st	2019 EDI/Print Of The Year; On line Entry opens.
Tues 12 th	"Introduction to Speedlite Flash Photography" with Craig Parker EFIAP/b, MPSA, GMAPS. This is a practical evening.
Tues 12 th	EDI Competition Entry Closing Date. Closing Time: 11:45pm
Sat 23 rd	Print Competition On Line Entry Closing Date. Closing Time: 11:45pm
Tues 26 th	Competition: "Icons"
<i>Closing Time</i>	7:15pm. <u>No</u> Print Entry will be accepted after this time.
Tues 26 th	Photo Group's Print of the Year Entries Collection Closing Date

CLUB MEETINGS

2nd and 4th Tuesday of Each Month
at 7:30pm
FIGTREE HEIGHTS PRIMARY
SCHOOL
St Georges Avenue & Lewis Drive
FIGTREE
Vehicle entrance via Lewis Drive
FIGTREE
UBD Map: 34 Ref: P6

Phone Contact:

0457 415598

Club Website:

<https://wollongong.myphotoclub.com.au>

Enquiries:

photogroup@wollongongcameraclub.com

All Competition Entries Online Entry:

<https://wollongong.myphotoclub.com.au/members-enter-a-comp/>

Monthly Competition Enquiries email

photocomp@wollongongcameraclub.com

Photo Group Newsletter Editor:

editor@wollongongcameraclub.com

2019 Membership Fees

Member	\$75.00	Pensioner	\$65.00
Student	\$45.00	Family	\$115.00

Fee Details can also be viewed on the club's website by using the link in the "Welcome to our Club" section.

Members are encouraged to view the Club's website at: <https://wollongong.myphotoclub.com.au/calendar/> to view the recent change/s to the Club's Programme



PhotoMart

Wollongong Camera Club is proudly sponsored by
PHOTOMART 54 Sunset Avenue, Barrack Heights NSW 2528
Please use our sponsor to keep their contribution to the club.



The Club has been advised there is “NO PARKING” under the covered cola just outside the Multi-Purpose Room we use for our meetings due to ground subsidence. This No Parking advice also applies to the Sports’ Ground (grassed areas). All members and visitors are requested to use the top (concreted area) and the lower car park area. The overflow parking will be in Lewis Drive. Please take care when using the path from the road to the Multi-Purpose Room especially during the night hours. Our Secretary has already circulated an email advising everyone of this change in parking conditions. Thank you for your co-operation.

Dates For Your Diary

November 12th 2019: Return of All Club Perpetual Trophies.



It’s that time of the year when all the Club’s Competition and Service Perpetual Trophies are required to be returned to the Club. So if you we a “Winner” in 2018 and you have one of these trophies then please return to our Secretary, Dawne, no later than Tuesday November 12th (Topic Night). All trophies need to be checked, cleaned and made ready for the upcoming 2019 Winners. If you are the recipient of any of the “Print of the Year (2018)” Trophies please ensure that they have been suitably engraved. Please this hasn’t happened, then please talk to Dawne. Thank you for your co-operation.



November 2019: 2019 Image of the Year (EDI and Prints) Competition.



Whilst on Competitions 2019 is fast coming to an end with only 3 more Monthly Comps to be entered. Being aware of this the Prints (4 Categories) and EDI of the Year entries will soon be called upon. For:

2019 Image of the Year only one (1) entry per eligible category can be entered.

So now is the time to consider all your 2019 Entries and be prepared; ready for the entry. Remember:

- 🕒 **On line Entry will be open from November 1st and CLOSE on November 30th 2019; and**
- 🕒 **Tuesday, November 26th 2019.** Your actual Print/s Entry must be handed in by the end of the November 2019 Competition Night.

December 3rd 2019: Movie Makers Gala Night.



All are invited to the Movie Makers Group Gala Evening to view all entries in the Video of the Year (2019) and the Audio Visual of the Year (2019) Competitions. During the evening the “Members’ Choice” voting takes place and everyone is invited to vote. Just one condition; to vote, you have to be present.


Commences 7:30pm, Tuesday December 3rd at the Figtree Heights Primary School Multipurpose Room (normal meeting area.)

Following the entertainment and voting, a scrumptious supper to help complete the Movie Makers’ Programme for 2019



December 10th 2019: Annual Dinner and Presentation Night.

Advance notice. The Club’s 2019 Annual Dinner and Awards Presentation Evening is coming!

<i>Date:</i>	Tuesday, December 10 th 2018	
<i>Venue:</i>	Fraternity Club. The Dining Room (Upstairs).	
<i>Address:</i>	11 Bourke Street, Fairy Meadow. 2519	
<i>Time:</i>	Doors open at 6:30pm, Event commences at 7:00pm	
<i>Cost:</i>	\$40 per person. Drinks at Bar prices at attendees' cost.	
<i>Further Details:</i>	All welcome, family and friends. Additional information will be available soon.	

Click Click Bang Bang; A Photographic Podcast Service.



Click Click Bang Bang: A Photography Podcast is written and produced by Meredith Schofield (A Presenter in 2018) and Toby Forage (British born freelance broadcast and digital media producer, journalist, photographer and musician with 20 years industry experience). They facilitate discussion and ideas about photography, not wanky know it all tech heads that are out to make an echo chamber but to discuss all aspects of the photographic medium with the people that define it, attempting to make sense of the weird and wonderful culture and business that surrounds it. They want to keep it a fun, sometimes kind of deep and all-inclusive discussion on photography by talking about the many facets of photography – social issues, business, tech, art, current events and trends – we are going to talk to many different people who make up this industry – professionals, amateurs, models, art directors, galleries, film makers, printers and more. To hear this exciting new venture then visit their podcast website at:

<http://www.cbbpodcast.com/>

Enjoy listening to their podcasts.

Editorials

This edition of the Photography Group's Monthly Newsletter has been delayed due to several key club members taking time to be on the road and gather some R&R before the end of year activities. Very soon most will be home, or at least not far away, so that our EDI/Print/Video/AV of the Year Competitions and the Annual Dinner will keep us busy.

Speaking about being away, the President and his wife have been taking many forms of transport; plane, ships, boats, cars, buses and even foot, in covering a huge amount of Australian territory. Contrary to so thoughts, the Internet and Mobile coverage is quite as extensive as proclaimed. So it has been a welcome relief to kick back, dust the cameras down and experiment with camera's controls and settings.

October has been very busy. Way back in June 2019 the NSW Police Department contacted the club for assistance in photographing their upcoming NSW State Police and Emergency Services Games in the Illawarra. A number of members accepted the challenge to provide images covering the Games. Well done everyone who participated. My personal thanks to Sue Souter, who was talked into co-ordinating this community activity so I could be away. From early indications all went well.

October hasn't been an easy month to manage, weather wise. The planned night photography session had to be cancelled due to unexpected thunder storms (someone forgot to read the script) as an alternative programme arranged. It's great to see how flexible the members are to change, especially those conditions outside our control.

November signals the beginning of the Photography Group's Competitions kick up a gear or two. The last Monthly Competition will be fascinating with each Category's Pointscore being within a Merit or Best in Section award in determining the final winner. The pressure is on and we are looking for some great images for this last monthly competition. After November, it's the big prize: Print/EDI of the Year. So be prepared to enter your best. I am looking forward to seeing the best of the best as the shoot it out for the top prize; Image of the Year.

Thank you to the members who have contributed to this month's Newsletter.

Bruce Shaw
(Editor)

Tuesday, October 8th 2019

This evening's programme was an evening photographic shoot at Port Kembla. However this was cancelled late in the afternoon when heavy rain accompanied with hail in some Illawarra suburbs hit the area. All on line weather predictions and weather conditions indicated that more rain, hail and a possible thunder storm for the evening. With this in mind, the Club President cancelled the photo shoot and arranged an alternative programme at the usual meeting location.

Nine members arrived at the changed venue for an evening of sharing and seeing what members would like to do. President, Bruce Shaw, chaired this re-arranged meeting. At first only 2 members arrived and an

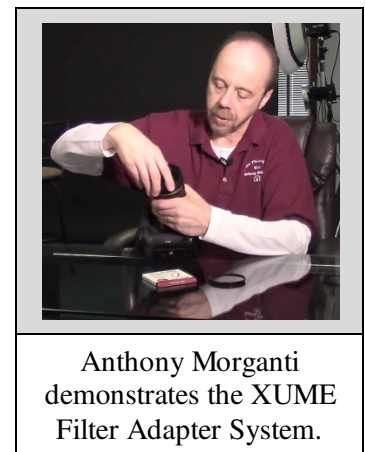
informal chatting time took place. As more members arrived extra chairs were commandeered. Bruce asked the group if they wanted to talk or view a couple of videos on several different topics; result to discuss the videos

There the full list of videos. They are all on Youtube so you just need to search for the presenter:

- 📺 “XUME Filter Adapter”, Anthony Morganti (<https://www.youtube.com/user/AnthonyMorganti>)
Video Link: https://www.youtube.com/watch?v=7iBN_oTNUe4
- 📺 “Long Exposure Photography Guide and Tips”, Gordon Laing,
<https://www.cameralabs.com/about>
Video link: <https://www.youtube.com/watch?v=kcTAXn7LJZ4>
- 📺 “Why I Don’t Edit with Sliders in Lightroom”, Thomas Heaton. This was the mountain with cloud and sky editing.
Video link: (<https://www.youtube.com/watch?v=H9rL6C-uF4Y>). Thomas mentioned using luminosity masks for his “local” edits.
- 📺 “Shoot Daytime Long Exposures With a 10 Stop ND Take and Make Great Photography with Gavin Hoey”, Gavin Hoey (<https://www.adorama.com/alc/host/gavin-hoey>) Video Link: <https://www.youtube.com/watch?v=1ZBcWygxUs4> Also suggest looking at AdoramaTV for more tutorial videos on Photoshop and Lightroom.

The first video, XUME Filter Adapter, was a follow up to the product at the September Competition evening when a couple of members spoke about it and the ease of its application when shooting with Neutral Density filters especially from about the +5 Stop mark and greater. Morganti demonstrated this filter adapter system and how it differed from other systems utilising magnetic attachment to both the camera and the filter, or filter holder. This adapter system has a huge advantage especially for the longer time exposures when the ND filter becomes too dark to focus and accurately measure the exposure. Just a quick filter removal, focus and then place the filter back on, easy. This reduces the high possibilities of accidentally affecting the focus using the more conventional ND Filters (replace, Focus and reinserting).

Whilst it appears to be best suited for using with ND Filters, the XUME system would also assist photographers using other types of creative filters.



The Long Exposure theme continued with Gordon Laing’s “Long Exposure Photography Guide and Tips”. Laing is a British professional writer, editor and educator in the Technology and Photographic environments with many decades of experience including his recent Cameralabs publication and Cameralabs Photography Podcast. In this video Laing explains the principles of long exposure through demonstrations of various techniques and applying filters to aid the longer time periods for long exposure. Laing mentioned that any image taken with a shutter speed of greater than 1/30th of a second is considered to be a long exposure and that this is primarily tripod support area.




The third video the members viewed was from Thomas Heaton, a British professional Travel, Landscape and Outdoor Photographer. After graduating with a Media degree, Thomas commenced his career as a video technician travelling Europe before taking up the challenge to create his own (YouTube) video tutorials of his first passion, (still) Photography. This video was a change in topic as it presented Thomas’ methods in image editing using both Global and Local adjustments.

In the video, “Why I Don’t Edit with Sliders in Lightroom”, Thomas edited an Iceland photograph using Lightroom, discussed his workflow, explaining why he doesn’t use many sliders anymore and demonstrates each step in the creation of a marvellous mountain scene. He comments that he finds it far more beneficial to use the local adjustment tools in Lightroom to edit, giving more control of the image and allows him to be more creative with how I process my photographs. Thomas explains the difference between Global and Local editing and how this has changed the way he edits his images.

Camera's RAW File



Local Editing



Final Image



Following each video the members shared their thoughts about issues raised and where they either supported the concept or had a different approach. In particular Thomas' Global/Local Image Editing generated greater discussion. It was interesting to note that of the 9 members attending there were 4 different approaches to editing their images using one of the following: Lightroom, Capture, Photoshop and ON1 RAW.

Road Trip to Maitland, October 11th ~ 13th 2019

What a lovely little weekend away the Maitland trip was! Despite the questionable weather and my overly-ambitious original schedule, we crammed lots of interesting things into our SD cards and some delicious food into our bellies.

We were a group of four (Ruth B, Sue M, Cheryl T & myself), allowing plenty of flexibility yet loads to discuss and share. Friday night's feast at Chanh's Vietnamese was a great time to decide on a rough, revised game plan.




The Forensic Team
at Maitland Goal.

On Saturday morning we visited Maitland Gaol and had the entire premises to ourselves! The cloud and drizzle only added to the atmosphere as we took our sweet time investigating every nook and miserable cranny.

A midday appointment with Marika from St Peter's Anglican Church meant we had to leave the gaol in the middle of our self-guided tour. Marika had kindly offered to come and unlock this incredible church for us, and then she left us there with unlimited access to photograph whatever we wanted to. During this time, the church had another visitor – an interesting chap named Maximillian. Sue scored a Credit for her mono portrait of him this month. 'Max' was a willing and

well-documented model for all of us.



Who's Hiding
Behind The Door?

Later, we returned to the gaol bearing chocolate and coffee for Miss Daisy-on-the-desk, who let us back in without the additional charge. The rain had started up once more, so other tourists were leaving as we arrived, again giving us unobstructed views of the whole place.



John Wright, Millet
Broom Maker,
Morpeth.

At Ruth's suggestion we spent Saturday night at the Riverlights Festival at The Levee. This was a multicultural celebration with market stalls, music & dancers, food trucks, stories and dozens upon dozens of lanterns; many of which were set afloat upon the river, creating a beautiful sight.

On Sunday we stopped at the iconic Indian Root pills shed for a surprise shoot (until then I hadn't managed to figure out where it actually was), on our way into Morpeth where we enjoyed brunch before shooting Morpeth bridge from every angle we could find.

Speaking of 'finds', on the other side of the bridge we met Mrs & Mr John Wright - the Morpeth millet broom maker – who gave us a quick demonstration and some portrait photo opp's before leaving us to our own devices in his big, dusty shed full of treasures. I'm sure there will be a few photos of John in next year's open competitions.

From Morpeth we headed to Gosford, arriving at the Interclub exhibition just in time to see the FCC crew packing up. Bummer. All was not lost, though. We did arrive in time for a decent club lunch!

Apart from plenty of fodder for open comps in 2020, I also found some gems suitable for 'Trouble', 'Icons' and even 'The Shape of Things'. And I got to know some of my fellow Club Members better, which in itself made the trip worthwhile. Thank you for coming, ladies! We must do that again sometime soon

Kaz Childs

Tuesday, October 22nd 2019

The meeting was chaired by Greg Delavere who welcomed everyone and noted that there were no visitors. Greg then introduced the judge: John Newton. SSAPS, EFIAP, MAPS.

Our Guest Judge:



John's biography is very impressive. He has been an active enthusiast photographer for over 65 years and is a member of the APS, the PSA and the FIAP. He has had a long association with the camera club movement as a member, office bearer in many different capacities, judge and presenter. He has judged at Wollongong Camera Club many times over the years, has served a number of terms on the FCC executive and has been a major presenter on their judge's courses 7 times. He has been a highly successful exhibitor in both national and international exhibitions and FCC competitions. His success has been recognised by the PSA by the award of Associate (AAPS) in 2004, Fellow (FAPS) in 2013 and Master (MAPS) in 2014. He has also been recognised internationally with

the award of AFIAP in 2012 and EFIAP in 2013. John was the founding chairman of the Sutherland Shire National Exhibition ran it for 20 years and is still on the committee. He was also an exhibition chairman of the Bicentennial Project "Face of Australia" Photographic competition in 1988.

His interests in photography span both print and digital and he appreciates all styles of photography, but his own personal interests lie in the fields of Nature and Photojournalism. We were privileged to have John travel to WCC to judge our work for this open competition.

DIGITAL COMPETITION:

EDIs (Electronic Displayed Images):

John gave good constructive comments on the EDI's, noting areas that accepted images could be improved e.g. by cropping, making sure focus is achieved on the main subject of the image, giving the eye something to settle on, changing perspective to improve framing, paying attention to distracting bright areas along the edges, balancing exposures and removing distractions from the foreground. John discussed the pleasing aspects of the award images and also gave suggestions for improving the images further e.g. by bringing up more detail in the shadow areas, toning down bright distractions in the background and giving careful consideration to positioning to control the perspective of the image.

A color photograph of two ducks, likely a pair, sitting on a nest made of sticks and twigs. They are surrounded by green lily pads and water.	<p><i>Best In Section:</i> "More Hens Mating", Sue Martin</p> <p><i>Merits (3):</i> Sue Martin, Vivienne Noble, Carolyn Womsley</p> <p><i>Credits (11):</i> Ruth Brooks, Paul Charlier, Karen Childs, Michael Cherviakov, Elaine Duncan, Ann Lamb, Colin Marshman, Brendon Parker, Bruce Shaw, Sue Shaw, Dylan Tate,</p> <p><i>Entries received:</i> 33 <i>Entrants:</i> 33</p>
---	--

John's comments on Sue's Best In Section Award Entry were: "There is a very strong Nature story in this image that has been very well captured. The nest, the location and the birds are all positioned well to

complete the story for the viewer. There is excellent detail and colour throughout. Would do well in any pure nature or wildlife section. Well done.”

Business:

A break was taken for a cuppa and to hear notices presented by Greg Delavere. These included an update on:

- ☞ The Police and Emergency Games by Sue Souter and several others who are attending. Those participating are enjoying and learning from the experience and praised the very appreciative and friendly services people who include Police, Ambulancemen, Firefighters, Medicos and children of participants. They encouraged others to get involved in the 2020 Australia/NZ games which will be held on Wollongong in 2020.
- ☞ Picton Show will be held next weekend and people are meeting at the gate at 5.30 on Saturday. Camden show is on the following weekend.
- ☞ The venue for the WCC social evening on 29 October has changed to Wollongong Golf Club. Sue Souter discussed details of meeting time and took a show of hands to estimate numbers.
- ☞ Tuesday, November 12th.
 - The guest speaker will be Craig Parker EFIAP/b, MPSA, GMAPS, who will be presenting “Introduction to Speedlite Flash Photography”. This is a practical evening so please bring your camera, speedlite (Flash unit) and manuals for both Camera and Speedlights. Please note that Craig specialises in Canon equipment.
 - Perpetual trophies should also be returned to the club on this night.
- ☞ November 2019 Competition. Is a set subject “ICONS” on 26 November. Mary Furness will be the judge.
- ☞ Tuesday, November 26th. Print of the Year Entries Closing Date. This will be the last opportunity to hand in “End of Year” print entries. One print each in colour and monochrome can be entered as well as an EDI entry. All must be selected from images entered during 2019 from the My Photo Club website.
- ☞ December 1st 2019. Print/EDI of the Year Entry Closing Date with the online registration for prints and EDI’s closes on 1st December.
- ☞ The Annual Dinner and Presentation night will be held at the Fraternity Club, Fairy Meadow on 10 December 2019 at a cost of \$40 per person. Menus and further information will be available early November.


PRINTS:

John was then invited to comment on the Print Entries, noting that improvements could be made in terms of control of lighting and exposure, removing out of focus elements in the foreground which can be distracting, removing distracting elements in the background eg. by toning down distracting bright elements; bringing up details in the shadows where important, cropping in to important elements, framing to capture the scene well eg. capturing repetition of arches.


John noted important aspects of monochrome portraits including focus on the eyes, having good lighting, cropping to reduce complexity and focus attention on the subject, not having hands in the foreground as they tend to be magnified. Also all monochromes bring up contrast and texture to match the subject and in architectural shots: look for interesting shapes and textures and control the lighting by selecting time of day.

When judging the B grade images, John stressed the importance of control of detail by controlling depth of field. The digital version of the competition images should match the print in terms of cropping and whether in sepia or black and white. He stressed the need for a complete tonal range in monochrome and that the centre of interest should have good contrast/tonal range/textures or interest created by leading lines to emphasise it. The eyes should always be in focus in portraits and the image must be well lit.


Colour Prints “A” Grade:

	<i>Best In Section:</i> “Matilda” , Ruth Brooks	
	<i>Merits</i> (2):	Ruth Brooks, Dawne Harridge
	<i>Credits</i> (3):	Vivienne Noble, Tim Porteous, Sue Souter
	<i>Entries received:</i>	12 <i>Entrants:</i> 12


Colour Prints “B” Grade:

	<i>Best In Section:</i> “Approaching 20000 Feet” , Monte Hunt	
	<i>Merits</i> (3):	Monte Hunt, Ann Lamb, Jim Ollis
	<i>Credits</i> (3):	Paul Charlier, Karen Childs, Raymond Clack
	<i>Entries received:</i>	14 <i>Entrants:</i> 14

Monochrome Prints “A” Grade:

	<i>Best In Section:</i> “Steelworks By Night” , Helen Robinson	
	<i>Merits</i> (3):	Helen Robinson, Dawne Harridge, Tim Porteous
	<i>Credits</i> (3):	Ruth Brooks, Sue Martin, Brendon Parker
	<i>Entries received:</i>	12 <i>Entrants:</i> 12 :

Monochrome Prints “B” Grade:

	<i>Best In Section:</i> “Basket” , Jim Ollis	
	<i>Merits</i> (1):	Jim Ollis
	<i>Credits</i> (6):	Paul Charlier, Karen Childs, Kerry Gilmore, Tim Hoevenagel, Lynley Olsson, Val Porter
	<i>Entries received:</i>	14 <i>Entrants:</i> 14

John answered questions after the judging was complete and made the following points:

- 👤 In assessing your images ask yourself if you would hang it on your walls.
- 👤 To avoid noise do all adjustments in RAW before sharpening.
- 👤 Still life images need to grab your attention, which can be difficult to achieve. Keep it simple.
- 👤 If you are happy with your image, ask commercial printers not to adjust it at all.

Greg thanked John for his great judging with fair, consistent and informative comments across the board, with a bit of humour thrown in for good measure. All in all, the evening was very enjoyable and informative.

Kerry Gilmore



The editor expresses his appreciation and thanks fellow member, Kerry Gilmore, for her contributions to the reporting of this Competition Evening whilst the editor was absent from the club meeting. Thank you Kerry.

Picton Show Outing; Saturday, October 26th 2019

From cowhide to cowboys, there was a wide range of things to photograph at this year's Picton Show. A list is available for future reference, as six hours on site wasn't enough to see everything! I got some action shots of agility dogs, sheep being sheared and an older gent taking kiddos for rides on his fully functioning miniature stream train.

Some other highlights were the wood chopping and the reptile show. Now I know exactly how to handle a snake. Don't! And what country show would be complete without fresh CWA scones with jam & cream? Nomnomnom...



The main purpose of this Club outing was to get photos of the bull riding/rodeo. For this, I was joined by Colin M. Other members may have been there, but who knew there would be more than one main entrance? Oh well!

Thanks to Colin's clever thinking and his brother-in-law's connections, we were granted access to an off-

limits, prime patch of ground with only a thin metal railing between us and some very cranky bulls. Thrills and spills galore! It's possible you'll see some bull images entered in next year's 'Trouble' comp...

I'm still picking bits of grass out of my sneakers and hoping to find another rodeo for a future club outing. It's an excellent challenge to shoot.

Tuesday, October 29th 2019



great night.

This evening was the second "5th Tuesday of the Month" Social Evening. A member request to for a venue change saw 15 members, spouses/partners and visitors attend the evening at the Wollongong Golf Club, "The 19th Nineteenth" restaurant overlooking the golf links. A number of regulars were absent as they were travelling the Western Australian landscape however all reports indicate that it was a good night of food, fun, fellowship washed down with the attendee's favourite drink. It is understood that some members wanted to party long after the bar called last drinks and the security had closed the doors. A

POINTSCORES: October 2019

“A” Grade

Colour Prints:

32	Helen Robinson	26	Vivienne Noble	17	Elaine Duncan
30	Dawne Harridge	25	Sue Souter	15	Colin Marshman
28	Tim Porteous	22	Sue Martin	10	Barry Daniel
27	Joe Cremona	22	Matt Dawson	6	Geoff Gray
26	Brendon Parker	19	Jill Bartlett	5	Brian Harvey
26	Ruth Brooks			1	Bruce Shaw

Monochrome Prints:

37	Helen Robinson	25	Ruth Brooks	18	Vivienne Noble
31	Sue Souter	23	Sue Martin	17	Elaine Duncan
30	Colin Marshman	21	Brendon Parker	12	Barry Daniel
29	Joe Cremona	21	Matt Dawson	4	Brian Harvey
27	Dawne Harridge	20	Jill Bartlett	4	Geoff Gray
27	Tim Porteous			1	Bruce Shaw

“B” Grade

Colour Prints:

35	Paul Charlier	19	Tim Hoevenagel	16	Jim Ollis
32	Ann Lamb	19	Raymond Clack	15	Alex Dawson
22	Wayne Fulcher	17	Lynley Olsson	15	Val Porter
21	Clara Soedarmo	17	Maira Stephens	6	Graham Hamilton
21	Monte Hunt	17	Michael Cherviakov	2	Rachel Gilmour
20	Karen Childs	16	Kerry Gilmore	1	Luke Roche

Monochrome Prints:

28	Paul Charlier	21	Ann Lamb	13	Michael Cherviakov
26	Tim Hoevenagel	21	Clara Soedarmo	11	Wayne Fulcher
25	Lynley Olsson	18	Monte Hunt	7	Maira Stephens
24	Karen Childs	17	Alex Dawson	5	Sue Shaw
24	Kerry Gilmore	17	Raymond Clack	4	Rachel Gilmour
24	Jim Ollis	17	Val Porter	1	Luke Roche

DIGITAL

EDF's:

46	Vivienne Noble	21	Karen Childs	13	Val Porter
42	Colin Marshman	20	Joe Baez	13	Lynley Olsson
33	Sue Martin	20	Paul Charlier	12	Warren Causer
33	Sue Souter	19	Jill Bartlett	11	Jim Ollis
32	Elaine Duncan	19	Tim Hoevenagel	11	Andrew Gray
30	Joe Cremona	19	Michael Cherviakov	10	Wayne Fulcher
29	Dawne Harridge	18	Clara Soedarmo	9	Barry Daniel
29	Tim Porteous	18	Dylan Tate	8	Rachel Gilmour
27	Carolyn Womsley	17	Monte Hunt	8	Alex Dawson
27	Matt Dawson	17	Sue Shaw	5	Graham Hamilton
25	Ruth Brooks	17	Kerry Gilmore	4	John Devenish
25	Brendon Parker	17	Brian Harvey	3	Kathy Pond
22	Raymond Clack	16	Maira Stephens	1	Luke Roche
22	Ann Lamb	15	Bruce Shaw	1	Greg Delavere

2019 Competition Details: November

Competition: Subject **“ICONS”**

Entry Conditions:

<u>Section</u>	<u>Closing Date & Time/Comments</u>
EDI's:	2nd Tuesday of the Competition Month. Closing Time: 11:45pm
Prints; On Line Entry:	Saturday <u>before</u> the Competition Evening. Closing Time: 11:45pm
Prints; Judging Display:	<u>Must</u> be on the Print Stand before 7.15pm on the Competition Night

On Line Entry:

All 2019 Monthly Competition Entry/Entries, both EDI and all Print Categories, are by the “On Line” Registration and Entry Form found at the Club’s website;

<https://wollongong.myphotoclub.com.au/members-enter-a-comp/>

Notes:

- ✧ No Print Entry will not be received that hasn't been entered On Line prior to that Month's Competition.
- ✧ Any Entries uploaded to any Club Monthly Competition after November 6th 2019 will have a “Confirmation” email sent to the entrant of all images entered during that session.

Competition Subject Guidelines.

All members are encouraged to view the Club’s website (<https://wollongong.myphotoclub.com.au/>) and click on the “Calendar” to view the recent change/s to competition guidelines.

Members are reminded that any entry that does not match the Competition guidelines will not be accepted for this competition.

FCC 2019 Interclub Exhibition

The FCC Interclub Exhibition was held on the 13th of October at the Central Coast Leagues Club, The exhibition opened at 11:00am, and included a display of the print images that had scored 10 points or more in the competition, with all clubs were well represented with prints in this score range. Also running was a projection of the digital images entered in the different digital sections.

The exhibition was well attended, with each person attending receiving a ticket for a lucky door prize. Also available were tickets to be drawn for items sponsored by John Ralph’s Erina Camera House. Many thanks to John Ralph for his support of the Interclub Exhibition and for his support of the photography clubs on the central coast.

After 1:00pm there was the presentation of certificates to the clubs that had achieved 3rd, 2nd and 1st placing in each section. Each club was able to enter up to 10 images in each section. The placings were determined by adding together the scores for each image entered by the club in that section, giving a total score for each club. Before the certificates were presented for each section, the images scoring 10 or more, entered by the clubs were projected for the audience to see.

After the presentations, the names of all the clubs that had entered images were placed into a container. One clubs name was drawn to receive a \$500.00 voucher donated by one of the FCC’s major sponsors, Kayell. The prize was drawn this way so that all clubs that had enter images had a chance to receive this prize. The Australian Horizons Photo club’s name was drawn to receive this prize. The prize can be used in whatever way that the winning club consider appropriate.

Below is a list of the clubs who placed first, second and third in the various sections.

Category	1st Place	2nd Place	3rd Place
Australian Landscape - Seascape Digital	Wangi Workers Camera Club	Chinese Photographic Society of Australia	Norths Photographic Society
Creative Digital	Australian Horizons Photographic Club	Norths Photographic Society	Castle Hill RSL Photographic Club
Nature - Digital	The Entrance Camera Club	Wangi Workers Camera Club	Castle Hill RSL Photographic Club
Nature - Large Prints	Castle Hill RSL Photographic Club	<i>Tied:</i> The Entrance Camera Club and Norths Photographic Society	Ryde Eastwood Leagues Camera Club
Open Colour - Digital	Chinese Photographic Society of Australia	<i>Tied:-</i> Australian Horizons Photographic Club and The Entrance Camera Club	<i>Tied:</i> Castle Hill RSL Photographic Club and Norths Photographic Club
Open Colour - Large Prints	<i>Tied:</i> Australian Horizons Photographic Club. and Castle Hill Photographic Club	Central Coast Leagues Photographic Club	Hornsby Heights Camera Club
Open Monochrome - Digital	Norths Photographic Society	Australian Horizons Photographic Club	Central Coast Leagues Photographic Club
Open Monochrome - Large Prints	Castle Hill RSL Photographic Club	Australian Horizons Photographic Club	Norths Photographic Society

A Catalogue containing the full list of each Club's placing, together with Images entered and their averaged score, can be found on the FCC Topshot/Interclub Website at <https://fccinterclub.myphotoclub.com.au/> Simply click the "Catalogue" tab and you can choose to view or download the Catalogue pdf file.

Once again the FCC would like to thank the judges who were involved in judging the different sections of the Interclub Competition. They were, Roy Killen, Tanya du Toit, Helmut Berndt, Craig Parker, Ivan Finlay, Peita Ward and John Swainston.

Reprinted from the FCC NSW November 2019 F/STOP Newsletter.

Wollongong Camera Club's Results:

Section	Club's Total Points	Table Position	1 st Place's Total Points	Clubs' Entered	Comment's
Australian Landscape/Seascapes Digital	89	Equal 11 th	102	18	
Creative, Digital					Not Entered.
Nature, Digital	91	Equal 16 th	127	19	
Open Colour, Digital	93	16 th	117	20	
Open Monochrome, Digital	103	4 th	108	20	1 Point off 3 rd Place
Open Colour Print	98	Equal 6 th	109	12	
Open Monochrome, Print	94	Equal 8 th	107	12	
Nature, Prints	93	9 th	116	11	

For a full report on the individual image scoring, then download the FCC 2019 Interclub Catalogue from the FCC NSW website. Use this [link](#) after logging into MyPhotoClub (your Wollongong Camera Club log in) and use the "Other MyPhotoClub Sites logo to find FCC NSW.

Our thanks to Matt Dawson who was the Wollongong co-ordinator and his Selection Team for selected the entries required (7 x 10 = 70 Entries) for this Interclub Competition. The Club members had submitted 194 Images over the 7 Sections that the Club entered for the Selection Team to review, discuss and select. Thank you for your time and energy in conducting this vital Club function.