



**IN FOCUS**  
**IN FOCUS**

**PHOTOGRAPHY GROUP**  
**MONTHLY NEWSLETTER**

Website: <https://wollongong.myphotoclub.com.au>

Contact Phone Number: **0457 415598**

**January 2020**

**Edition: 2020/01**

***In This Issue:***

<b>Dates For Your Diary .....</b>	<b>2</b>
<b>Club's Website .....</b>	<b>2</b>
<b>Editorials.....</b>	<b>2</b>
<b>A Girls' Day Out .....</b>	<b>3</b>
<b>2020 Lunar New Year.....</b>	<b>4</b>
<b>On Your Bike .....</b>	<b>5</b>
<b>2020 Competition Details: <i>February</i> .....</b>	<b>6</b>
<b>MyPhotoClub 2020 Updates .....</b>	<b>6</b>

**CLUB MEETINGS**

2nd and 4th Tuesday of Each Month  
at 7:30pm  
FIGTREE HEIGHTS PRIMARY  
SCHOOL  
St Georges Avenue & Lewis Drive  
FIGTREE  
Vehicle entrance via Lewis Drive  
FIGTREE  
UBD Map: 34 Ref: P6

**PHOTO GROUP DIARY**

**February 2020**

Tues 4 <sup>th</sup>	Movie Makers' Holiday Video and AV's
Tues 11 <sup>th</sup>	An Evening with Roy Killen EFIAP, GMPSA, GMAPS, APSEM (Nature and Winning Images)
Tues 11 <sup>th</sup>	EDI Competition Entry Closing Date. Closing Time: 11:45pm
Sat 22 <sup>nd</sup>	Print Competition On Line Entry Closing Date. Closing Time: 11:45pm
Tues 25 <sup>th</sup>	Competition: <b>"Open"</b>
Closing Time	<b>7:15pm.</b> <u>No</u> Print Entry will be accepted after this time.

**Email Contacts:**

General Enquiries [photogroup@wollongongcameraclub.com](mailto:photogroup@wollongongcameraclub.com)

**Photography Group Monthly Competition Information:**

***Competition Entry (On Line)***

<https://wollongong.myphotoclub.com.au/members-competitions/>

Email Enquiries: [photocomp@wollongongcameraclub.com](mailto:photocomp@wollongongcameraclub.com)

Newsletter Editor Email: [editor@wollongongcameraclub.com](mailto:editor@wollongongcameraclub.com)

**2020 Membership Fees**

Member: .....	\$75.00
Pensioner: .....	\$65.00
Family: .....	\$110.00
Student: .....	\$45.00

**A \$15.00 Joining Fee applies  
to all NEW Memberships**



**PhotoMart**

Wollongong Camera Club is proudly sponsored by  
**PHOTOMART** 54 Sunset Avenue, Barrack Heights NSW 2528  
Please use our sponsor to keep their contribution to the club.

## Dates For Your Diary

### February 2020: Photography Group Activity: APS Challenge Cup 2020



<i>What?</i>	2020 APS Challenge Cup
<i>When?</i>	Entry (Actual Upload) <b>March 1<sup>st</sup> ~ May 24<sup>th</sup> 2020</b>
<i>Requirements?</i>	<b>20 Images</b> with <u><b>Max of 2 per member</b></u> , “Open” Club Entry
<i>Further Details?</i>	Coming Soon
<i>Club Selections?</i>	Possibly Mid-February 2020

This is a Club Entry Competition. Are we ready? Can Wollongong go better than its 2019 Result? Of Course! Now is the time to select you best images. Remember, they can be Colour, Monochrome and any topic. It's an “Open” Competition.



**Notice of the 2020 Annual General Meeting.**  
**Tuesday, March 17<sup>th</sup> 2020 at 7.30pm.**

*Figtree Heights Primary School, Multi-Purpose Room*

The Club's Management Committee will be presenting Financial Statements, Reports. There will also be the Election of the 2020 Committee (7 Members). Committee Nomination and Proxy Voting forms can be obtained from the Club's Website and/or at any General Meeting.



## Club's Website

If you haven't visited the Club's website in recent weeks then you find a few changes have taken place especially in the “Members” page. At the end of this Newsletter is an explanation of some of the more important ones.

**A *Shortcut*:** One item hasn't changed; shortcut back to the “Home” page by just clicking on the club's logo located on the left hand side of most pages. One click and you are back on Home Page, ready to do whatever you want to do next.

## **Editorials**

2019 has long been assigned to the history books, dust is collecting upon the 2019 Trophies and we are now in the countdown to the commencement of the 2020 Club Year. The past 6 weeks has allowed us to take the time to refresh, try new skills and generally look towards the 2020 Monthly Competition subjects. Or has it?

The Club's Web team has been extremely busy checking, testing and rechecking a number of updates to the Club's website especially with new features located on the Members page. I'm sure you are aware of one of these features; Critique Corner with a select few testing the system live to ensure that it functions as designed. Unfortunately we, Wollongong, had no control over this as there was no access to an off-line site. There are several other updated or new features along with a Video Tutorial system attached to the “Help” button located on most pages assisting with a “how to do” or a refresh on a particular feature. Latter in this Newsletter there is specific area explaining a few of the new features.

May I encourage everyone to take a few moments to review these and become acquainted with these features to assist you, our members, to move between features and open a new world exploring the Club's digital world.

Welcome back to a new and exciting year. Looking forward to catching up after the summer break.

*Bruce Shaw*  
(President)

## A Girls' Day Out

On Sunday 22 December 2019, Club members Sue Martin, Cheryl Thompson and Kaz Childs took the train to see Len Metcalf's 2019 Masterclass Exhibition in Surry Hills. Kerry Gilmore has been a student of Len's during 2019 and they were all excited to be there to support Kerry and view her work, as well as the other students'.



Len Metcalf with Kerry Gilmore  
*Photographer: Kaz Childs*

Kerry's work looked fantastic up on the gallery wall, and she was rightfully beaming. Her pictorial series of three water images, all with beautiful, soft movement; and colours with soft light and blue and orange tones. Len said that Kerry "found her home" in this work and he was obviously well chuffed with not just her photography but also how Kerry has grown as an artist along the way.

When asked to speak of what she had learned during the Masterclass, Kerry talked about how the photographer already has an emotional connection to their work because they were there; but "you need to find a way to make the photo(s) meaningful to someone else". Several people commented on different aspects of Kerry's work that they loved, including palette, direction and "paintiliness".

Some of the other students featured at the exhibition were Lee Cleland, whose work was even more "paintily" than Kerry's and had a Shirley Steel look about them – blurred, pastel and dreamy like impressionists' paintings. There was also Anne Robinson, who submitted some of her older photos of colourful, textured rocks after discovering throughout the Masterclass that she actually has a passion for shooting...rocks! Hazel Hewlett-Smith had three images of perfect, white flowers on black backgrounds inspired by her English upbringing. Hazel discovered that shooting flowers that reminded her of home made her feel more comfortable being all the way over here in Australia.

Pamela Handyside also discovered something – how much she adores working in black and white – whilst being a student of Len's over the last 6 years. It wasn't just her three strikingly bold, architectural images that were very impressive... Pamela is now in her 90s and still developing as an artist!

Len spoke on each series of images in detail, encouraging discussion and divulging some of the techniques used to capture them. The afternoon was dotted with handy pieces of advice from Len, which in summary are:

- Using an orange filter in camera and then in Lightroom®, then adjusting the blues, helps to hide blemishes, veins and unevenness and helps achieve a lovely, light skin tone.
- Get amazingly rich black & white images from Lightroom by bringing the tone range sliders in from each side until you have a straight vertical line in the middle.
- The half hour just after sunset is actually the best part of sunset time, so stick around for a while.
- When viewing imagery, keep asking yourself *why* you like something.
- Find an artist whose work you love and play with it, using it as inspiration for your own work.
- Photograph your own passion.
- Print things that you would like to hang on your *own* wall.
- Write out the list of "rules"... then go and break every one of them.

We all found Len to be very giving of himself and he is not a 'hard sell kind of guy'. For anyone interested in his classes – and there are several different ones – you can find information on his website:

<https://www.lensschool.com/>



Lunch at Single O Surry Hills  
*Photographer: Sue Martin*

A comment from fellow attendee, Sue Martin provided an indication of the girls' activities prior to arriving at the Exhibition. After all, the girls did need some lunch and a caffeine fix are the long train trip to the big Smoke. "... Before we went to the exhibition of photos by the students of the Len Metcalfe school, including our own Kerry Gilmore, we had lunch at Single O, Surry Hills. The shapes on the wall were very interesting." Sue recalls. Thanks Sue for your insight.

Congratulations to Kerry on a fantastic exhibition and her gorgeous, calming, meaningful work. You're an inspiration!

*Kaz Childs.*

## 2020 Lunar New Year

The Georges River Council kicked off the Lunar New Year celebrations early for 2020, with their festival being held on Saturday, 18 January 2020 at Hurstville, a southern Sydney suburb.

The day commenced with Club members: Brendon Parker, Sue Martin, Matt Dawson, Clara Soedarmo, Tim Hoevenagel and Kaz Childs taking a train trip to Hurstville, conversing on several subjects along the way. They quickly dispersed after the initial parade to capture the festival's atmosphere, action and colour.

The 7-hour event commenced with a parade along the one-way section of Forest Road, Hurstville, and the acts on the main stage throughout the day included a Cantonese opera, traditional dragon dancing, singing, drumming and Hello Kitty.



Sign Writing  
*Photographer: Kaz Childs*



The Parade  
*Photographer: Kaz Childs*

The Council has made some massive changes and improvements to this area in recent years, and festival organisers have done an excellent job in utilising all the available facilities. One area housed a range of temporary food stalls (including the best fried dumplings this side of China!); another area featured a wishing tree where people could write their wishes for 2020 onto a red card and hang it on an illuminated, stylised cherry blossom tree installation. There was an area with kids' activities, and a chill-out zone with permanent covered seating, where people could take a break and relax, or even play a game of checkers. Forest Road was lined with market stalls. There is also a permanent, ground-level fountain, which children took the opportunity to

play and dance in.

Most of the day's performers also roamed the festival area, offering to have photos taken with attendees.

There were some extra roaming performers too, including the Council's dragon mascot, and a very funny man dressed up as The Litter Bug.

Inclement weather did keep the crowd numbers down but didn't dampen the spirits of those who came along. The vibe was positive and friendly, with strangers stopping to chat with each other, swapping smiles and well-wishes for the new year.

Festival-goers ranged in age from babies to the elderly being a melting pot of nationalities full of character. Photo opportunities were aplenty.



Guess Who? Not quite who you expect.  
*Photographer: Kaz Childs*



Parade Time

Photographer: Sue Martin

“... Some members of the WCC had a very interesting day out in Hurstville for the Chinese New Year. At times, it was hard not to miss other members of the club. Thanks Kaz for organising this. I have never been to Hurstville before and did not know what a rich, cultural place that it is.” (Sue Martin)



Parade Time

Photographer:  
Sue Martin

The overall response to this Club outing was very positive. Thanks to Dawne Harridge for her fantastic suggestion. Hopefully everyone who went was able to capture some interesting images!

*Kaz Childs.*


## On Your Bike

The 2019/20 summer break has provided the members with a variety of activities to test their skills, or learn new ones. Wednesday, January 29<sup>th</sup> was an opportunity to learn how to pan and take sports' movement or to brush up on those skills at the Illawarra Cycle Club's Velodrome at Unanderra.

Club's Outing Coordinator, Kaz Childs, had arranged for the Camera Club to take pictures of the Cycle Club's Wednesday evening's practice sessions from 6pm. 13 members and 1 visitor started to arrive from 5:45pm allow some catch up time, what's happening and new photographic acquisitions whilst waiting for the first session. The group was met by the Cycle Club's representative who requested that picture taking before 6:30pm be held off as this was the Under 18's Cycle Club members' time to practice. This time period permitted the Camera Club members to find their "spot" around the velodrome for their vantage point to capture the images they were planning. It also provide a brief time for some members to practice panning action as the cyclists rushed by.



At 6:30 it was the adults' session with about 20 cyclists in a 100 lap training session comprising of eight (8) laps behind a motorcyclist controlling the group's speed before dropping off to allow the cyclists to sprint 2 laps. Then then regrouped and repeated this activity again. 100 laps seems like a long time however the intermittent sprints certainly reduced the overall time.



Throughout the evening we watched the various cyclists practice various drills from passing, changing the lead rider by "sling shooting" a rider from behind grabbing the hand of the front rider to drag the behind rider to speed and become the new lead rider.

It was an interesting night, being able to test our skills in panning and sports motion. It wasn't all camera action with a social side to chat and see what other have been up to in during the past 7 weeks. It's a credit to Kaz that she has been able to arrange another action outing for the members to learn and share.

Thank you to Michael Chervakov, Ray Clack, Joe Cremona, Rachel Gilmour, Graham Hamilton, Tim Hoevenagel, Colin Marshman, Sue Martin, Brendon Parker, Clara Soedarmo Sue and Bruce Shaw supporting Kaz in this outing.

## **2020 Competition Details: February**

Competition:      Subject      “Open”

### **Entry Conditions:**

<u>Section</u>	<u>Closing Date &amp; Time/Comments</u>
Digital/EDI's:	<b>2<sup>nd</sup> Tuesday of the Competition Month. Closing Time: 11:45pm</b>
Prints; <b>On Line Entry:</b>	<b>Saturday <u>before</u> the Competition Evening. Closing Time: 11:45pm</b>
Prints; <b>Judging Display:</b>	<b><u>Must</u> be on the Print Stand before 7.15pm on the Competition Night</b>

### **On Line Entry:**

All 2020 Monthly Competition Entry/Entries, Digital/EDI and all Print Categories, are by the “On Line” Registration and Entry Form found at the Club’s website;



**Click the above image** to open the Club’s Monthly Competition Entry Form.

### **Please Note:**

- If you have not entered your “PRINT” entries “On Line” prior to the Month’s Competition Closing Date it will not be displayed as part of the Competition.
- Members are reminded that any entry that does not match the Competition Guidelines will not be accepted for this competition

### **Competition Subject Guidelines.**

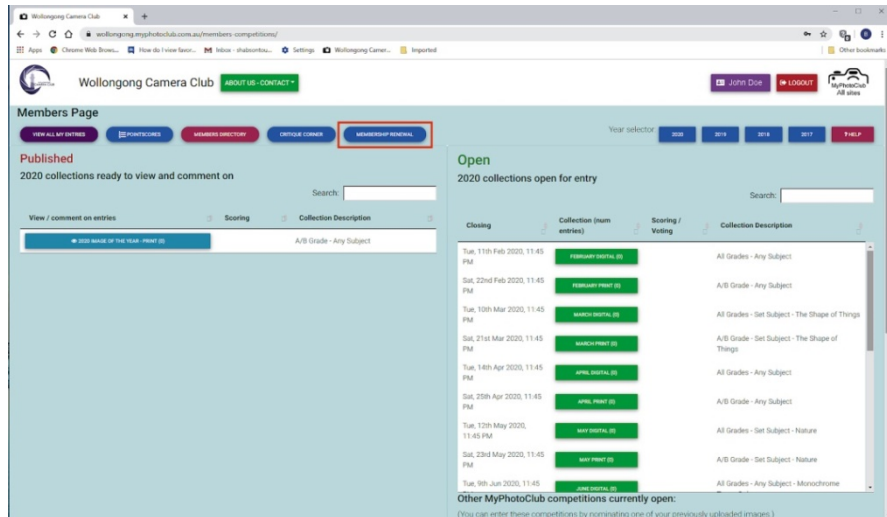
All members are encouraged to view the Club’s website (<https://wollongong.myphotoclub.com.au/>) and click on the “Calendar” to view the recent change/s to competition guidelines.

## **MyPhotoClub 2020 Updates**

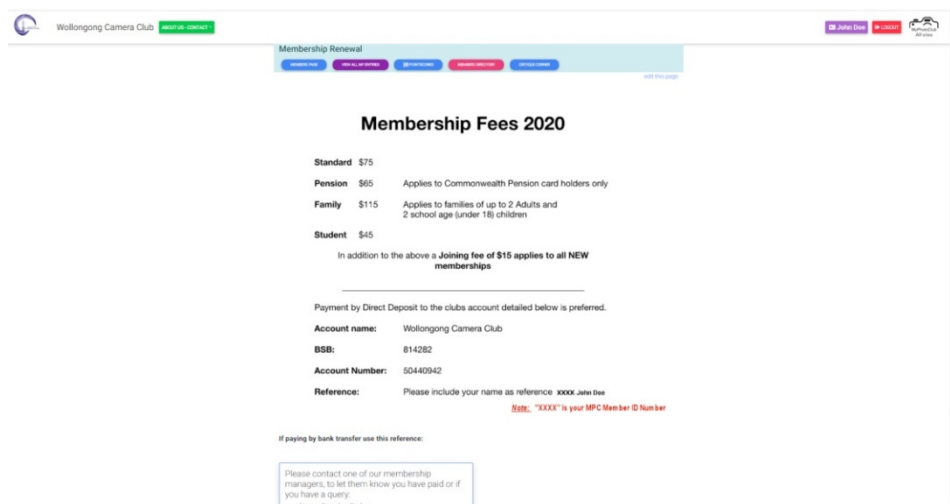
As mentioned in the Editorial the MPC System has several new features incorporated into the 2020 update, especially on the Members page that is designed to allow the member to “... access upload forms, members directory and view all your entries.” I suggest that you read the following whilst logged into the website and at the “Members” page.

On the Members Page, along the top left hand side are five (5) feature buttons (View All My Entries, Pointscores, Members Directory, Critique Corner and Membership Renewal). At the top right hand side under the MyPhotoClub logo is the “Help” button. Here’s a brief explanation to the new features:

- **Membership Renewal.** This is a new, update feature to bringing all the information pertaining to renewing your membership. Information displayed on this page:
  - is the Schedule Fees;
  - Payment Instructions including referencing your payment; and
  - Who to contact if you are problems.

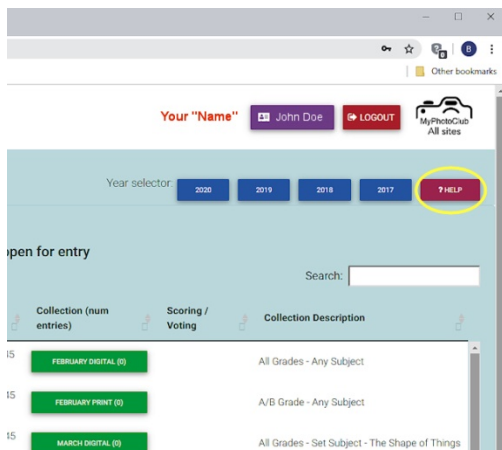


The “Membership Renewal” is the right button as highlighted above.

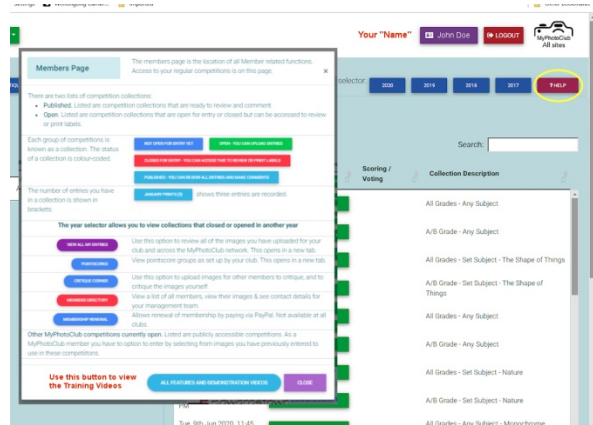


To assist the Treasurer members are requested to use the referencing as noted near the bottom of Membership Fees page. It contains: “MPCID-YourName” eg 0000-John Doe

**Help.** This isn’t a new feature but one that is most likely well underutilised by members to provide help on the various features and functions through a FAQ (Frequently Asked Questions) and Tutorial Videos. The light blue button “All Features and Demonstration Videos” located at the bottom of the “Members” pop-up Information page is where the various videos can be seen covering topics under 4 main groups. If you haven’t visited this area yet, take the journey to learn more about the MyPhotoClub’s features. Just remember that the videos are on the MyPhotoClub Demonstration site which should open to a new tab in your browser.



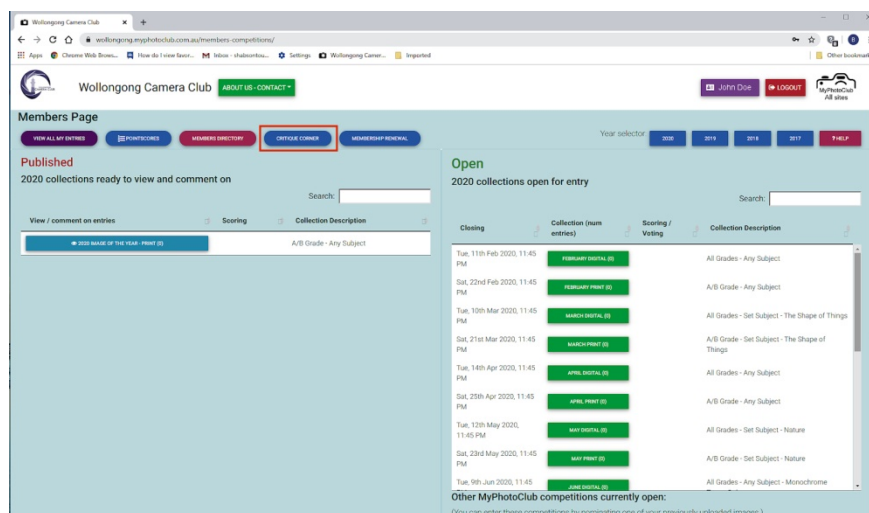
Location of the “Help” Button



Members Page Features’ Brief Explanation

🖨 **Critique Corner.** This is a new feature to “... use this option to upload images for other members to critique and to critique the image yourself.” This feature:

- **The Green Button Function** (Upload, Change or Delete Your Critique Corner Entries)
  - Opens the normal Entry Form;
  - Select, Load and Add “title” as required; and
  - “Submit” your image for critiquing.
- **The Blue Button Function** (View or Comment on Critique Corner Images)
  - Select the image you want to comment on;
  - Write your comments as required; and
  - “Save” your comments with the Save Button.
  - An email is generated and sent to the members.
- **The Red Button Function** (To Unsubscribe from the Critique Corner Notifications)
  - All members are automatically “Subscribers” to this feature; and
  - Use this button to “Unsubscribe” (Remove) from all future Critique Corner Notifications.



The “Critique Corner” 2<sup>nd</sup> button from the right of the 5 buttons as highlighted above.

