



IN FOCUS
IN FOCUS

PHOTOGRAPHY GROUP
MONTHLY NEWSLETTER

Website: <https://wollongong.myphotoclub.com.au>

Contact Phone Number: **0457 415598**

March 2020

Edition: 2020/03

In This Issue:

Monthly Competition Major Changes	2
Editorial	3
Tuesday, March 10 th 2020	3
“Let’s Get Creative!”	6
Club’s 2020 AGM	7
Tuesday, March 24 th 2020	8
“The Social Evening”	10
POINTSCORES: March 2020	11
2020 Competition Details: April	12
The Market Place	12

CLUB MEETINGS

2nd and 4th Tuesday of Each Month
at 7:30pm

ALL Meetings are *CANCELLED*

Until Further Notice

PHOTO GROUP DIARY

April 2020

**ALL SCHEDULED MEETINGS
and OUTINGS CANCELLED**

Sun 5th Outing: “Picnic at Cataract Dam”.
Cancelled

Tues 14th Print Competition On Line Entry
Closing Date. Closing Time:
11:45pm

Tues 14th ***NO Meeting***
(COVID-19 Public Shutdown)

Tues 14th Digital Competition Entry Closing
Date. Closing Time: 11:45pm

Tues 14th ***NO Meeting***
(COVID-19 Public Shutdown)

Email Contacts:

General Enquiries photogroup@wollongongcameraclub.com

Photography Group Monthly Competition Information:

Competition Entry (On Line)

<https://wollongong.myphotoclub.com.au/members-competitions/>

Email Enquiries: photocomp@wollongongcameraclub.com

Newsletter Editor Email: editor@wollongongcameraclub.com

2020 Membership Fees

Member: \$75.00

Pensioner: \$65.00

Family: \$110.00

Student: \$45.00

Monthly Competition Major Changes



The Coronavirus/COVID-19 virus outbreak has certainly affected how we, Wollongong Camera Club, conduct its regular meetings in particular the Monthly Competitions. Our meeting venue can be closed at very short notice and once the school is “shutdown” we cannot enter the School’s Grounds until the School has been given a clean bill of health.

The question is how does the Camera Club conduct its Competitions?

- ✍ **The Digital (EDI’s)** can continue to run as normal as all entry is via the On line registration and remote judging with results, Awards and Entry comments entered by the judge without coming to the club. So, nothing will change. The Monthly Closing Date and Time will remain **UNCHANGED**.
- ✍ **The Print Collections.** Unfortunately the Prints don’t fair good due to their nature. A mounted image for each Print category **is not** necessary until further notice.
 - **New Entry Registration Closing Date and Time: 2nd Tuesday of the Month at 11:45pm (2345Hrs).**
- ✍ **The Own Printing Suggestion.** If you are a printer of your own images please be sure to maintain the requirement of printers to have an image printed regularly to stop print head blocking.

The virus’ (Dec 2019/Jan 2020) spreading throughout the world and here in Australia has resulted in these major changes to the normal Camera Club life activities that we all enjoy. The Wollongong Camera Club is planning how to continue and encourage one another through these times.

What is the Future?

The Club’s 2020 Calendar will be updated in various stages. As the Club contacts the various Presenters, this advice will be advised via the calendar/posts/emails. Please make use of the Calendar to view all Activity status.

Your Management Team are on top of this and eagerly looking to giving all members the opportunity to keep the club fellowship relationships going into the future.

Brian Harvey, President (Extract from Brian’s March 30th 2020 Post).

Dates For Your Diary

**** **CANCELLED ACTIVITIES** ****

- **Sunday, April 5th 2020: “Picnic At Cataract Dam”.**
- **Saturday, May 16th 2020: “Cockatoo Island Outing with Optional Friday 15th Glamping”.**
- **Saturday & Sunday, June 27th & 28th 2020: “Behind The Scenes Mogo ZOOM Workshop”.**

**** **CURRENT ACTIVE ACTIVITIES** ****

Friday, May 1st 2020: “APS 2020 Challenge Cup Entries Pre-selections”

This is a Club Entry Interclub held by the APS (Australian Photographic Society) with:

- 📷 Limit of 20 Images;
- 📷 Digital Competition; and
- 📷 Only 2 from any individual member

for the Wollongong Camera Club. The Club’s Pre-selections are now open. You are invited to submit three (3) images to the Club’s Pre-selection for assessment.



Pre-selection CLOSING Date is Friday, May 1st 2020. All members are urged to enter “Open” images for consideration. Please use the “APS CUP – PRESELECTION 2020” Entry button in your “Member’s Entry Page. Thank you.

Editorial

The past couple of weeks have certainly taken the world by surprise with the Coronavirus/COVID-19 virus outbreak (Dec 2019/Jan 2020) spreading throughout the world. Here in Australia it has resulted in major changes to our “normal” life as we knew it and all the activities that we enjoyed. There hasn’t been any joy in shutting down Club activities in light of Government recommendations but they were necessary, essential for all our well-being and reducing the virus’ spread.

The Australian National Cabinet has been guiding Australia through these very difficult times trying to stem the spread of the virus in Australia, through various measures, including Social Distancing and Shutdowns. Some of these measures have affected how the Wollongong Camera Club operates especially in public meetings. Social Distancing (1.5metres apart), not physical contact and meeting sizes limited to 10 is restricting how we meet. The Club is continually planning how to bring the members together and keep some activities going through technologies such as meeting/conferencing.

One activity that is continuing is our Monthly Competitions. The Digital Collection will remain the same however the Print Collections will undergo a change. We understand that some members may not like the Club’s decisions but to have a Print Competition it is necessary to have remote judging and a Printless entry, thus the digital registered image will be used by the judge. However the requirements for the Print of the Year 2020 are, that you are still required to enter a mounted image for each Print Category for judging at the end of the year.

Whilst the National Cabinet’s recommendations that public meetings and gatherings are strictly limited there are ways we can continue to keep in contact with each other and share our images and techniques. The use of adding your comments to the Monthly Competitions’ Entries, use of the Critique Corner in our MPC system whilst sharing external learning places. One such is Tom Putt’s Monday Night on-line videos through his Facebook account. Look out for reminders.

Bruce Shaw
(Editor)

Tuesday, March 10th 2020

President Bruce Shaw chaired the meeting and extended a warm welcome to the 18 members who attended the Group’s March Presentation Evening “Controlling Your Flash, On Camera” with Craig Parker EFIAP/b, MPSA, BPSA, GMAPS APSEM. Bruce also mentioned that Brian Harvey and Matt Dawson had apologised for their inability to attend.

Business:

Bruce mentioned the following for the members’ attention:

📅 Outings:

- **Confirmed Outings**, please check the Club’s Calendar
 - Friday 13th March. “Get Creative with Black & White Photography”. Meet at 7.00 pm. at front of Wollongong Art Gallery for a walk along the foreshore;
 - Sunday 5th April “Picnic at Cataract Dam”.
- **Advanced Notice:**
 - Cockatoo Island with Overnight Stay – Proposal stages. Several have indicated they want to stay overnight on the Island. More details soon. **May 15th ~ 16th (Friday/Saturday)**.
 - MOGO ZOOM – proposed weekend away at Mogo in **Sat/Sun June 27th & 28th**. Indication member interest. Cost \$430.00 per person for the Mogo experience which includes 2 hour presentation on shooting wildlife. Lunch is included on the Saturday & Sunday. Overnight Accommodation extra A 2nd date has been arranged. Min: 6 Max: 8

📅 Photograph Opportunities:

- 5 K Colour Frenzy 2020 at Stuart Park North Beach. Sunday 29th March 7.00 am to 10.30 am. This is a Community Event. Organisers requested selected images by following Tuesday. JPG format limited editing. Non Club Activity;

- Photographing the Environment recovering after fire with Smartphone for UNSW Centre of Ecosystem Science by downloading iNaturalist app ... Is anyone interested in getting together to do this perhaps down the Coast ?

Club:

- 📅 Club's 2020 AGM, Tuesday 17th March at 7:30pm in School's Multi-purpose Room.
 - Proxy Forms if unable to attend and would still like to cast a vote. The forms are available at desk.

Photography Group's 2020 Programme:

- March' Competition "The Shape of Things", March 24th Guidelines are in the Calendar with Judge Andy Ko.
- 📅 5th Tuesday of Month Social Evening. March 31st Fraternity Club Fairy Meadow, 6:30pm La Trattoria;
- 📅 Tuesday 10th April "Evening with John Wiseman";
- 📅 April Competition "Open", April 28th Guidelines are in the Calendar;
- 📅 Winter Months 3rd Tuesday Workshops.
 - June, July and August.
 - Any topics for consideration please see Bruce or send email to the President.
- 📅 2020 APS Challenge Cup Preselections, Opening Soon. Be Prepared.

Club's Website:

- 📅 Member's: Details and avatar. Check your all your contact details.

Presentation: "Controlling Your Flash, On Camera".

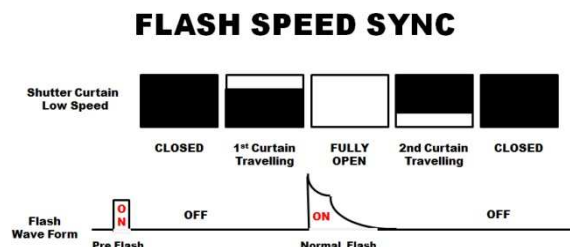
Bruce briefly introduced the presenter, Craig Parker EFIAP/b, MPSA, BPSA, GMAPS APSEM mentioning that Craig's Photographic Honours are top shelf. Bruce mentioned that Craig lives locally having joined the Club in 2008 to "... learn and improve his photography." Craig ventured into the world of National and International Exhibitions in 2009 and along the way has received over 2,000 Acceptance, over 100 Awards (1st, 2nd, 3rd Places, HC's, Ribbons and/or Medallions). Craig's genres are Nature, Travel, Photojournalism, Colour and Monochrome.

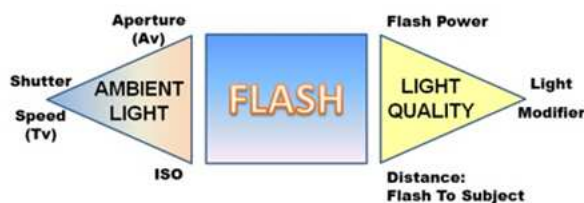


During his membership at Wollongong (2008 ~ 2014) he has serviced in various capacities on the Management Committee including Secretary and President. He has completed the FCC Judges' Course and is currently an active judge at Club, Interclub, National and International levels. He also does Presentations and Workshops.

His photography has had many facets over the years but now tends to be family and portraiture orientated with the occasional trips (Antarctic, Arctic and South Africa).

Craig thanked the club for the invitation to comeback to share his knowledge and experiences with artificial lighting using Speedlite/s (flash gun). He recapped briefly upon his November 2019 Presentation where he spoke on the theory of using Speedlite Units to enhance the image's illumination in most situations. Craig summarised what flash lighting as a burst, sharp light usually synchronised to the camera. He reminded the audience that sync speed is the camera's function and not a flash unit's function. He continued to explain, with demonstrations where possible, how he uses his speedlite in portrait work, for work, family of pleasure. He said his mission is to balance the ambient and artificial lighting so that the image looks natural.





Craig explained that “... controlling the amount of light from the flash ...” the photographer can combine the ambient and artificial (flash) in different ways to produce the effect the photographer wanted. Using the diagram on the left, Craig demonstrated the balances between the “Ambient Light” and “Light Quality” using the flash.

Basics of Flash, Controlling the Flash. Craig mentioned two methods:

- **Auto Mode** where the photographer utilises their TTL (Through The Lens) metering and the camera’s “Flash Compensation (-/+) feature to control the amount of light emitted from the flash by cutting of the flash when the desired light is achieved. This mode is best for the mobile photographer, roaming around an event taking pictures with the photographer not having to manually change the settings everytime.
- **Manual Mode** where the photographer selects (dials in) the Flash’s Power Level from full flash, ½ Power, 1/3 Power to small amounts like 1/128th Power. This is different in all flash units. Craig remarked that this mode is more consistent for situations where the “Flash to Subject” distance is constant.

Controlling the Flash. Craig mentioned flash photography is not different to other genres in so much that the photographer needs to understand and memorise some of the basics. He said that he controls the flash unit from his camera’s settings and even has re-assigned some “buttons” (like video record, custom buttons).



Craig Demonstrating the Camera’s Settings

He demonstrated these features on his Canon Digital cameras stating that other brands may look different and access to them may not be as he demonstrated. Craig asked the audience “... what is your camera’s sync speed?” This is the fastest (shutter) speed at which there is an instant during which the shutter is 100% open. This maximum speed defines the largest ratio of flash to ambient light. Do you know how to find it? He suggested members to look in the camera’s manual, on the Internet. It is usually

around 1/200th or 1/250th second. He also mentioned that the photographer can do the “Camera/Flash” test and adjust the shutter speed until the flash effect is lost, or a “black” band is part/all of the frame.

Craig handed out the evening’s practical sheet with a series of tasks for the audience to work with before they would be let loose photographing each other at four different reflector stations (large and small reflectors, Umbrella units).

The Tasks. These were designed to build the photographer’s skills and understanding of the various activities required for basic flash photography. This practical session was for “On Camera Flash/Speedlite”. Craig explained that “off Camera Flash” was another session, requiring wireless, IR and Master/Slave controllers. He then asked the audience to select the camera’s “Manual” mode and “Auto White Balance”.

- ☞ **Determine Ambient Exposure (No Flash).** The purpose was to determine the room’s ambient lighting; which was achieved by setting the camera’s shutter to 1/125th second, Aperture to f5.6 and then adjust the ISO for a balance exposure.



- ☞ **Determine “Black-out Exposure” (No Flash).** The purpose was to determine when the taken image was “black” through adjusting the ISO down. This is a trial and error process to produce the settings required to reduce the ambient light to minimal effect.
- ☞ **Just the Flash.** Using the above “Black-out” settings the flash was switched on (Auto mode) for the first time with the photographer requested to adjust the flash compensation (flash -/+) until the right illumination is achieved.



- ☞ **Ambient and Flash.** The photographer had to use the “Determine Ambient Exposure” settings with the flash switched on in “Auto” mode. Take a photo, review, adjust the Flash Compensation (-/+) if required and shoot again.
- ☞ **Bounce Flash.** Photographers had to set their camera to underexpose the Ambient by 1 Stop (reducing the ISO). Adjust the flash unit to bounce off the reflector, wall or ceiling and take a photo. A review of the resultant image and if necessary adjust the Flash Compensation (-/+) to correct the exposure.
- ☞ **White Balance.** Until this task, the camera’s WB was set to “White Balance” Now the photographer was asked to change the camera’s white balance to “Flash”. Then use the camera settings’ obtained in the “Determine Ambient Exposure, No Flash” and with the flash off, take a picture of a white object. This was to determine colour temperature, cool, or bluish colour. Then it was time to select the camera’s “Shady”, “Cloudy” or “Tungsten” and repeat the image taking process to see how the image looks. This task was to see how the various white balance settings react to the same environment and its effect on the image.

In summary Craig said that using a flash, on camera, is a relatively simple task. It’s a matter of practice, review and more practice taking note of the camera’s settings at the time. He added that it was very important to arrive at the venue early and take the time to conduct some test shoots, adjusting as required before the main event commences, even if this means having the spot lights switched on to see where the light is falling.

Chairperson Bruce thanked Craig for coming and sharing his knowledge and experience with the members. Craig responded saying that one can only do so much in a short time period and that a Day Workshop would produce greater results. Sometime in the future this could be arranged.

“Let’s Get Creative!”

The idea for this outing was derived from a YouTube video shared by Brian Harvey; from a channel called Rob Trek. He had taken two cameras around his hometown at night to see how they would handle the same settings in monochrome. Hello, inspiration!



Belmore Basin Foreshore,
Brendon Parker

The Black & White Night attendees got lucky on Friday the 13th; perfect weather and plenty of time to catch

up as we walked & talked around town. Meeting outside the Wollongong Art Gallery at 7pm, our adventure saw us fast realising how often we would need to change camera settings as the sun

disappeared. The exercise was a challenge not just in looking for subjects that would make great monochromatic images, but also to deal with low-light scenes.



North Beach Pavilion,
Kaz Childs’

There were ten of us in total including a young visitor, and we got as far as Win Entertainment Centre before the group began to fragment. WEC was holding 'Free To Be', a high school event, which gave us a crowd to shoot. Around this area there are also some pieces of architecture, and pieces-of-pieces of architecture, that look much more interesting in black and white than one some of us might have expected.



Wollongong Harbour,
Kaz Childs'

We followed the shoreline up toward Flagstaff Hill and then down into the marina where the fishermen moor their boats at night, then along the harbour front and up past the pools. Wollongong is a beautiful 'corner of the world', even in the dark, and Black & White Night gave us a chance to look at everyday things differently. I plan to add a similar outing to next year's calendar too. Thank you to those who came and made it such a fun night out.

Club's 2020 AGM

The Club's 2020 AGM was scheduled for Tuesday, March 17th 2020 at the Figtree Heights Primary School. However this meeting was with the advent of the Coronavirus/COVID-19 virus and its affects, not only worldwide, but particularly in Australia. One of the Country's National Cabinet's restrictions was "Social Distancing" (1.5 metres separation between people and no touching) in the hope to restrict the spread of this deadly virus. The meeting was rescheduled for Tuesday, March 31st 2020.

Before the rescheduled date, it was evident that the virus was spreading, infecting more people and the death toll was rising. In line of this trend the 2020 AGM was changed from a physical meeting to an electronic meeting using emails as the communication and voting systems and was supported by the majority of the Management Committee (2 members were overseas at time). In preparation for the meeting all members were emailed all reports (President's, Web Strategists, Treasurer's, Movie Making and Photography Group) for their reading, in addition to a reduced Agenda for the meeting. So as to have a meeting quorum, all members' responding by email were counted, in total there were 25 members that responded with 5 apologies received.

The following business was conducted:

- ✧ Confirmation of the 2019 AGM Minutes. 2 correction amendments were raised and duly passed (email vote 50%+1). The 2019 Minutes were confirmed;
- ✧ Treasurer's Report was accepted;
- ✧ Club's A12 Annual Statements to the Dept of Fair Trading NSW were passed; and
- ✧ Election of the 2020 Management Committee officers. President (Brian Harvey), Vice President (Geoff Gray), Secretary (Ruth Brooks), Treasurer (Sue Martin), with Sue Souter, Kaz Childs and Tim Porteous (Ordinary members. All were elected, unopposed. Our congratulations to all elected.

The AGM was a lengthy process due to time allowances for members to email their votes and then correction amendments voting. Whilst these would take just minutes at a physical meeting, the electronic meeting amounted to 10 Days.

It was a new process, enforced upon us by continued changes in restrictions, however it did provide some insights into any future AGM processes should public gathering and meetings be in effect. Thank you all who took part of this vital Club activity.

Bruce Shaw
President 2019/Public Officer

Tuesday, March 24th 2020

Due to the National Cabinet's increased restrictions to public gatherings and meetings (being limited to 10 people only), this evening's meeting was cancelled with arrangements for the judge to critique our Monthly Competition entries (Digital and Prints) remotely using the MPC System.

Our Judge:

In 1977 Andy Ko received his first camera and has since developed an interest in Travel Photography. He is a member of the Australian Digital Photographic Association, currently it's Publicity Coordinator. He won first place in the Golden Crane Competition (sponsored by the China Digital Photographers Association from more than 70,000 photos. He is the current Hong Kong China Tourism Press Contract Photographer.

Andy says "... that photography helps him see the world differently and meet more people with similar interests."

Competition: "Shapes of Things"


Digital Images:

Andy Ko's general comments on the Digital Entries were "...Very high standard of entries. Lots of hard work been put into photos. Job well done."

It is noted from Andy's comments that the photographers need to be mindful when creating their image. It's important to get as much right as one can and not rely upon the post-production editing to "improve" their image.

- 📷 **Image Taking.** Plan your image. Look for and concentrate on the key elements and the supporting elements to the storyline in the right place;
- 📷 **Composition.** Andy had mixed comments about composition, however he was generally happy with most entries;
- 📷 **Time of Day.** This appears numerous times and in the judge's thought the picture was taken at the wrong time of day. He suggested that photographers look for different times to take their image;
- 📷 **Look for the Light.** Andy congratulated many entrants upon their use of light and the control of it to produce their images. However he also noted that we could make better use of lighting, especially in controlled situations like table tops and still life;
- 📷 **Angle of View.** Andy mentioned that several entries would have benefitted from the photographer trying different angles of view. Take a shot, then walk around (if possible) and look to see if there is a better view.

Andy mentioned various post-production tools such as cropping to improve the image, capture the viewer's attention.

Digital All Grades Awards			
	<i>Best In Section:</i>		"Chrome Tension", Dylan Tate
	<i>Merits (6):</i>	Dylan Tate, Karen Childs, Dawne Harridge, Colin Marshman, Sue Martin, Cheryl Thompson	
	<i>Credits (11):</i>	Jill Bartlett, Raymond Clack, Joe Cremona, Matt Dawson, Brian Harvey, Ann Lamb, Vivienne Noble, Tim Porteous, Sue Shaw, Sue Souter	
	<i>Entries received:</i>	33	<i>Entrants:</i> 33

The judge's (Andy Ko) comments for Dylan's Best in Section were; "...Lots of hard work. Well executed."

Prints:


As mentioned earlier the March Print Collection was judge based upon the digital registered image as a result of the worldwide spread of the Coronavirus/COVID-19 virus. Our judge Andy Ko has done an excellent job in commenting upon the 55 images in the four (4) Print categories at short notice. Thank You Andy for your written comments on the website. Andy managed to comment on almost all the entries and these comments can be viewed in the March 2020 Print categories.

Colour Prints


Andy commented on the way the entrants had handled the set subject, “Shapes of Things”, and how these various shapes were captured by the photographers. He commented on a few areas that the entrants could benefit from:

- 📷 **Exposure.** Andy noted a few entries suffered from “over-exposure” resulting in a loss of details in certain elements (clouds, buildings).
- 📷 **Composition.** He mentioned that photographers should use their post-production editing tools to assist in improving the image. Tools such as the “Crop” tool, could be used to remove distractions and busy backgrounds, thus simplifying the image to draw the viewer. He also mentioned the use of bold colours as a viewer drawing tool, look for these before operating the shutter.
- 📷 **Time of Day.** Light changes throughout the day from the early morning to late afternoon/early evening. He mentioned that some entries could have benefited from a different time of day shoot making use of the blue and golden hours and reducing harsh shadows.
- 📷 **Angle of View.** Andy noted that some images may have aided from the photographer taking a different viewpoint. He remarked taking a lower, or higher, viewpoint, especially where’s there a horizon line cutting through/close to the main elements would be a wiser option. Take a look around the camera’s viewfinder/screen and see where these distractions occur.

Andy’s Colour Prints’ Awards were:

Colour Prints “A” Grade Awards	
	<i>Best In Section:</i> “ Triangular Window ”, Sue Martin
	<i>Merits</i> (3): Sue Martin, Tim Porteous, Helen Robinson
	<i>Credits</i> (5): Joe Cremona, Matt Dawson, Dawne Harridge, Vivienne Noble, Sue Souter
	<i>Entries received:</i> 14 <i>Entrants:</i> 14

Andy’s comments for Sue’s Best in Section were; “... Love the triangles, beautiful contrasting colours, great compositions.”

Colour Prints “B” Grade Awards	
	<i>Best In Section:</i> “ TT ”, Michael Chervikov
	<i>Merits</i> (3): Michael Chervikov, Raymond Clack, Kerry Gilmore
	<i>Credits</i> (4): Alex Dawson, Rachel Gilmour, Ann Lamb, Cheryl Thompson
	<i>Entries received:</i> 14 <i>Entrants:</i> 14


Andy’s comments for Michael’s Best in Section were; “...Beautiful blue hours shot. Good composition, well executed.”

Monochrome Prints


Andy's comments in the Monochrome Print categories were similar to those expressed in the Colour Categories. He mentioned:

- 📷 **Composition.** Andy remarked that distractions, like power lines, poles, etc tend to cut the image into sections. Again look before operating the shutter will save the photographer many hours of post-production editing attempting to remove them. Andy raises the idea in his comments about how photographers use light, its direction, the quality and its colour temperature as all these have a bearing upon the final image.
- 📷 **Pre-Shot.** Andy commented on the benefits of planning your image taking, looking for the right elements, direction of lighting and the time of day component.
- 📷 **Time of Day.** Andy commented on this feature of light, the time at which an image is taken especially concentrating upon the "Blue" and "Golden" hours for the best quality and capturing "the moment".

Andy's Monochrome Prints' Awards were:

Monochrome Prints "A" Grade Awards	
	<i>Best In Section:</i> "Open Up", Dawne Harridge
	<i>Merits (3):</i> Dawne Harridge, Vivienne Noble, Helen Robinson
	<i>Credits (4):</i> Joe Cremona, Geoff Gray, Brendon Parker, Sue Souter
	<i>Entries received:</i> 14 <i>Entrants:</i> 14

Andy's comments for Dawne's Best in Section were; "... Great shapes. Well captured of the moment, good composition. The little girls made the photo."

Monochrome Prints "B" Grade Awards	
	<i>Best In Section:</i> "Brush Strokes", Ann Lamb
	<i>Merits (3):</i> Ann Lamb, Kerry Gilmore, Rachel Gilmour
	<i>Credits (3):</i> Raymond Clack, Kathy Pond, Cheryl Thompson
	<i>Entries received:</i> 13 <i>Entrants:</i> 13

Andy's comments for Ann's Best in Section were; "...Great shapes. Great use of light and good composition."

The Club wishes to thank Andy assisting the it during these difficult times with travel, group meetings and social distancing. Andy did a great job judging all entries, both Digital and Prints, remotely. The Print remote judging was at very short notice. Congratulations Andy and thank you.

"The Social Evening"

The Social Evening, March 31st 2020, scheduled for this evening at the Fraternity Club was cancelled by the Management Executive due to the ongoing Coronavirus/COVID-19 situation. As it turned out the National Cabinet banned Group Meetings larger than ten (10) people as well as closing licensed Clubs, restaurants and cafés just to name a few business identities from trading.



POINTSCORES: March 2020

The Coronavirus/COVID-19 virus and the Australian and State Governments shutdown and group meeting policies the Club's "No Meeting" was enforced. This affected all Print categories in so much that no printed Print entry was received and all judging based upon the entrant's digitally registered image. This practice will continue to be the case whilst the widespread virus continues to require the country's population to social distance (set distance separation from another person) and the Club's requirement to enforce it.

PRINTS:

Colour Prints "A" Grade:

11	Sue Martin	6	Helen Robinson	4	Geoff Gray
9	Sue Souter	6	Brendon Parker	4	Elaine Duncan
8	Dawne Harridge	6	Bruce Shaw	4	Matt Dawson
8	Tim Porteous	4	Joe Cremona	2	Ruth Brooks
8	Vivienne Noble	4	Colin Marshman	1	Brian Harvey

Colour Prints "B" Grade:

11	Raymond Clack	6	Cheryl Thompson	2	Karen Childs
8	Alex Dawson	6	Rachel Gilmour	2	Lynley Olsson
7	Michael Chervakov	5	Wayne Fulcher	2	Clara Soedarmo
6	Kerry Gilmore	4	Va Porter	1	Monte Hunt
6	Tim Hoevenagel	4	Ann Lamb	1	Kathy Pond
6	Cheryl Thompson	3	Jim Ollis	1	Sue Shaw

Monochrome Prints "A" Grade:

11	Dawne Harridge	6	Sue Souter	4	Elaine Duncan
9	Geoff Gray	6	Ruth Brooks	4	Tim Porteous
8	Joe Cremona	6	Vivienne Noble	2	Bruce Shaw
6	Helen Robinson	4	Sue Martin	2	Matt Dawson
6	Colin Marshman	4	Brendon Parker	1	Brian Harvey

Monochrome Prints "B" Grade:

11	Kerry Gilmore	5	Wayne Fulcher	2	Tim Hoevenagel
9	Ann Lamb	5	Rachel Gilmour	2	Michael Chervakov
8	Cheryl Thompson	4	Karen Childs	2	Alex Dawson
6	Clara Soedarmo	4	Val Porter	1	Monte Hunt
6	Raymond Clack	4	Lynley Olsson	1	Jim Ollis
		3	Kathy Pond		

DIGITAL:

11	Cheryl Thompson	6	Tim Hoevenagel	2	Brendon Parker
10	Dawne Harridge	6	Sue Souter	2	Val Porter
10	Karen Childs	6	Dylan Tate	2	Bruce Shaw
8	Ann Lamb	4	Jill Bartlett	2	Lynley Olsson
8	Joe Cremona	4	Kerry Gilmore	2	Elaine Duncan
8	Sue Martin	4	Brian Harvey	2	Clara Soedarmo
8	Tim Porteous	4	Sue Shaw	2	Carolyn Womsley
8	Colin Marshman	4	Monte Hunt	2	Rachel Gilmour
8	Matt Dawson	4	Alex Dawson	1	Michael Chervakov
6	Andrew Gray	4	Vivienne Noble	1	Kathy Pond
6	Raymond Clack	3	Ruth Brooks	1	Jim Ollis

2020 Competition Details: April

Competition: Subject “Open”

Entry Conditions:

<u>Section</u>	<u>Closing Date & Time/Comments</u>
Digital/EDI's:	2nd Tuesday of the Competition Month. Closing Time: 11:45pm
Prints; On Line Entry:	2nd Tuesday of the Competition Month. Closing Time: 11:45pm ** NEW **

On Line Entry:

All 2020 Monthly Competition Entry/Entries, Digital/EDI and all Print Categories, are by the “On Line” Registration and Entry Form found at the Club’s website;

Please Note:



- “PRINT” entries are restricted to the “On Line” digital registered image until further notice.
- Members are reminded that any entry that does not match the Competition Guidelines will not be accepted for this competition.
- Both the Digital and Print Collections are remotely judged until further notice.

Competition Subject Guidelines.

All members are encouraged to view the Club’s website (<https://wollongong.myphotoclub.com.au/>) and click on the “Calendar” to view the recent change/s to competition guidelines.

The Market Place



This is a new service being offered to the members where they can advertise any photographic equipment they wish to sell, exchange or swap.

Members are advised that to limit their Ad to less than a ¼ A4 page with a MPC sized image if they wish, cost and contact. The deadline for inclusion is the Monday before the 4th Tuesday of the Month.