



IN FOCUS

PHOTOGRAPHY GROUP

MONTHLY NEWSLETTER

Website: <https://wollongong.myphotoclub.com.au>

Contact Phone Number: 0457 415598

October 2020

Edition: 2020/10

In This Issue:

Club Outing, Sunday September 27 th 2020.....	4
Creative Container Mini Exhibition	5
Tuesday, October 13 th 2020	6
MOGO ZOOM Workshop October 16 th ~ 18 th 2020	9
Tuesday, October 27 th 2020	10
POINTSCORES: October 2020	14
2020 Competition Details: November	15
FCC 2020 Interclub Wrap.	15
From The Locker	17

CLUB MEETINGS

2nd and 4th Tuesday of Each Month
at 7:30pm

**ALL Public Meetings are
CANCELLED**

**Until Further Notice
Due to COVID-19 Restrictions**

**Meetings Will Be Conducted Online Using
Zoom Conferencing/Meeting.**

Please Note:

With the Government's easing of COVID-19 Restrictions some Club Activities are being held where "Social Distancing" Regulations can and must be adhered to.

PHOTO GROUP DIARY

November 2020

**ALL SCHEDULED PUBLIC
MEETINGS are CANCELLED**
Replace by Digital Conferencing

Sun 8th
Outing

Hang Guiding,
Stanwell Park (9:00am)

**November Monthly Competition On
Line Entry Closing Date & Time:
(11:45pm)**

Tues 10th

Both **Prints** Sections and the **Digital**
Section

Meeting Online Using Zoom

Tues 10th

**"Tonal Separation", Doug
Carley**

Sun 15th
Outing

Bombo Headland,
Bombo (8:00am)

Meeting Online Using Zoom

Tues 24th

**Monthly Competition: "Still Life"
Judge: Luciano Vranich**

Sat 28th

**2020 Digital & Print of the Year
Online Registration Closing Date.**

Email Contacts:

General Enquiries photogroup@wollongongcameraclub.com

Photography Group Monthly Competition Information:

Competition Entry (On Line)

Email Enquiries: photocomp@wollongongcameraclub.com

Newsletter Editor Email: editor@wollongongcameraclub.com

2020 Membership Fees

Member: \$75.00

Pensioner: \$65.00

Family: \$110.00

Student: \$45.00



We welcome the following new members to the Photographic Group:

Brian and Geraldine Lefoe, Matt Montgomery

ATTENTION ALL PRINT ENTRANTS.

2020 Print of the Year Competitions Entries.

All eligible entrants are advised that the **2020 Print of the Year Competitions** will be **Print based judged**. This means a physical Print is required for judging. So, start up those printers and prepare your entries. This covers:

- ☒ Colour Prints A Grade;
- ☒ Monochrome Prints A Grade;
- ☒ Colour Prints B Grade; and
- ☒ Monochrome Prints A Grade.



Only one (1) printed Entry per eligible category. Any Set Subject entry is eligible for entry, however all entered images are judged as an “Open”.

Further details will be published as soon as they become available.

2020 DIGITAL & PRINTS OF THE YEAR COMPETITION.

2020 is rapidly coming to an end, only one more Monthly Competition to go. Then the Club's final PG Competition; Digital and Prints of the Year.

Key Dates to remember:

- ☐ **November 25th ~ 29th**. All (actual) Print Entries to be handed in to Sue Martin. Please contact her and make the appropriate arrangements.
- ☐ **Saturday, November 28th**. On line entry registrations close. Please note:
 - ☐ Your Entry Online digital image for this Competition can only be selected from your 2020 Monthly Competitions and transferred from the month to the 2020 IOTY Entry Form; and
 - ☐ The actual Print must contain the same content as the online registered image.
- ☐ **Friday, December 4th**. Digital and Prints of the Year Judging.

Dates For Your Diary

Sunday November 8th 2020: “Camera Club Outing: Hang Gliding, Bald Hill”

New date! This outing was originally scheduled for Sunday, October 25th 2020. However the Sydney Hang Gliding Club cancelled it due to poor weather conditions forecasted for the day.



“Soaring”

Where: Bald Hill Lookout, Stanwell Park (Otford Road, Stanwell Park)

Date: Sunday, November 8th 2020

Meeting Place & Time: Sign in at 9am, Bald Hill Lookout

Experience the flight preparations, air (hang) time with a possible landing experience on Stanwell Park Beach. There's action, speed, landscape, people and more to work your photographic skills.

Club Contact: Kaz Childs 0414 377 999

Safety: Designated Safety Areas (follow the Sydney Hang Gliding Centre's Staff); Social Distancing. Landing area is on the beach (sand).

Sunday November 15th 2020: “Camera Club Outing: Bombo Headland, Bombo”







Where: Bombo Headland Quarry, The Boneyard Beach and Cathedral Rocks (Minamurra)

Date: Sunday, November 15th 2020

Meeting Place & Time: Sign in at 8am, Bombo Headland Car Park (Northern End of Bombo Beach)

“Boneyard ~ Cathedral Rocks” Club Contact: Kaz Childs 0414 377 999

The walking tracks around Bombo, down to the Boneyard and headland are good for seascape, birds and flora.

- Safety:**
-  Enclosed footwear (no open shoes, sandals or thongs). Care to be taken on the bush tracks and jagged rocks areas.
 -  COVID-19 Health Restrictions Advice applies (physical distancing).
 -  Bring extra water, food, sunscreen and insect repellent.
 -  Your camera equipment.

Saturday, December 12th ~ Sun December 13th 2020 “New Horizons Exhibition



NEW HORIZONS
AN EXHIBITION OF PHOTOGRAPHY & CERAMICS

The Old Courthouse
Cnr Cliff Road & Harbour Street Wollongong.
9 am Sat 12th Dec. to Sun 13th Dec. 2020, until 3 pm
Official Opening: Saturday 12th Dec. 5pm.
All welcome. COVID Safe Plan

Geraldine Lefoe - Brian Lefoe - Rowan Hollingworth - Olga Baldock - Virginia Mooney - Diane Goodman

Opening Hours: 9am ~ 3pm on Saturday and Sunday.

Where: The Old Courthouse, Wollongong. Belmore Basin Precinct, adjacent Brighton Lawn Reserve, corner of Cliff Road and Harbour Street.



Explore the physical series of fantastic exhibitions by Australian and international photographers

Where: 25 venues in Sydney, including Bondi Beach and Paddington Reservoir Gardens.

Festival Date: November 9th ~ 30th 2020 Open 24/7 til closing date

Geraldine Lefoe has an image in the Street Photography Group Exhibition at Bondi Beach Promenade (next to Skate Park), 2026 Queen Elizabeth Dr, Bondi Beach 2026. Open 24/7

Club Outing, Sunday September 27th 2020

Ten still photographers, three videographers and a very welcome visitor rocked up to Purry Burry Point, Primbee for our latest field trip adventure. After our safety briefing from Kaz we all started heading to Korrungulla Swamp, a Botanical Gardens Wetlands area. However some of the group branched off for the foreshore with several Movie Makers' members waiting at the Swamp entrance for the arrival more people and the setting up of their cameras for action.



“Group Photo On The Jetty”,
Val Porter

Departing company with the Movie Makers' members and under Val Porter's expert direction, Joe Cremona and Dawne followed our leader on what we were told was a 20 minute walk to the bird viewing platform. Alas ... some hours later we arrived at the platform only to find that it had unfortunately succumbed to the ravages of time and then in true pioneering spirit we trudged on and on with hopes high and ever optimistic that a wonderful

sunset photo opportunity awaited us at the end.

Approximately half of the adventurers arrived at the jetty, which was possibly the only one that Council hadn't yet closed. A few other photographers who weren't with our group seemed surprised that they didn't have the best-kept secret sunset spot in town after all.


Bird enthusiasts managed to get some shots of various feathered friends, including some spoonbills that were hanging about on the lake in the afternoon sunshine. Cloud cover did block colour from the sunset, however many of us did capture a beautiful, rosy glow. There was a lot of walking, talking and most importantly, laughing going on all afternoon – and many happy faces leaving our meeting point in the early evening.

As one member commented; “... Along the way however, we caught up with an “old” friend who was willing to share a Bourbon and Coke with us. After this recharge we were empowered to soldier on, which we did and finally as night started to fall, we doubled back covering mile after mile in record time to meet up with the rest of the Group and to gratefully sink into our car seats and head for home.



“Old Friend”,
Dawne Harridge


However, it was a fun afternoon and an interesting location. Our thanks to Kaz for organising the sunset shoot and we arrived back to our cars about 6.15pm after a long interesting walk.



“Sunset Over Lake Illawarra”,
Dawne Harridge



“How Are We Getting
Home Now?”,
Val Porter



“Approaching Day's End”,
Kaz Childs

Gentle Reminder of the next upcoming field trip, Hang Gliding at Bald Hill on Sunday 25 October. Please note, this is weather dependant and will be confirmed a couple of days ahead. (See “Dates for Your Diary” and Club Posts for details”.

Creative Container Mini Exhibition

This year presented us with the opportunity to team up with Renew Wollongong and take a two-week lease on The Creative Container in Crown Street Mall.

We arranged a pop-up mini exhibition of Members' prints using one of our competition stands and some easels, plus our Movie Makers kindly put together a 2



½ hour loop of video which was shown on a TV screen 24 hours a day for the entire fortnight. The loop included some videos, ads for the Club, 'thanks' to our Sponsors and every Credit and Merit image by our Members from the last couple of years.

We had our new Club flyers on hand plus some from our Sponsor Online Camera Ed., both of which were gratefully received by many passers-by and those who stopped in for some information and advice. There were also contact forms to fill in for anyone interested in joining Wollongong Camera

Club, and approximately 15 people have expressed interest in coming along to some Zoom meetings with the view of becoming Members soon.

Working in three-hour shifts and splitting the roster between several Members meant that the time went quickly, and we managed to have a Club representative in attendance every single day of the exhibition – well exceeding the expectation that Renew Wollongong had set out.



Some prints were given away to members of the public – and Ann managed to sell a print when she wasn't even there! The buyer came back to collect her treasured print, "Blowin' in the Wind", when Ann had happened to pop in, so the chance to get a photo of them together was snapped up, so to speak 😊

This pop-up exhibition was a one-of-a-kind opportunity, as the Creative Container will be moving from the Mall to the Botanic Gardens next year. We were lucky to get use of the space when we did, and the results thus far have been impressive.

Head of the project, Kaz Childs, wishes to thank the following people for their help and participation – without whom this mini exhibition would have been impossible:

- Ruth Brooks – for the encouragement to get the project underway in the first place, support, providing prints, and participation in sitting the gallery
- Alice Henchion, Renew Wollongong – for somehow fitting us into the leasing schedule!
- Brian Harvey – support and equipment
- Our Movie Makers Group, particularly Ian Simpson, for the video that ensured there was never a dull moment
- Kaz' brother Daniel – transport and bump-in
- Tim Porteous – set-up, sitting the gallery, and providing prints & equipment
- Dawne Harridge – providing advice and equipment
- Bruce Shaw – prints and sitting the gallery
- Sue Shaw – prints and sitting the gallery
- Sue Martin – prints and sitting the gallery
- Greg Delavere – prints and sitting the gallery
- Jim Ollis – prints, sitting the gallery, and helping with bump-out
- Ann Lamb – prints and sitting the gallery
- Vivienne Noble – prints and sitting the gallery
- Tim Hoevenagel – prints, sitting the gallery, and helping with bump-out
- And a very special thank you especially to Clara Soedarmo – for not just providing prints and sitting the gallery, but for volunteering to fill several empty shifts, open up and close on a number of days, her undying enthusiasm and moral support, *and* organising the bump-out. Clara and Tim always have their hands up to help and this doesn't go unnoticed. They have been paid in hot chocolate and marshmallows!



Tuesday, October 13th 2020

Club President, Brian Harvey warmly welcomed the 26 members and 2 visitors to this evening's online meeting using Zoom. Brian extended his welcome to our visitors, Tafia and Sandra, saying it was good to have them with the Club members.

Business:

Brian reminded the members of the following:

- 📅 2020 October Monthly Competition. Closing Date and time is 2345 Hours tonight (13th October) for all on line Entries;
- 📅 2020 Annual Competition:
 - 📅 **All Perpetual Trophies** are required to be handed in. Dawne Harridge is collecting. If you are a 2019 Holder of one of these Trophies, then please contact Dawne to make arrangements;
 - 📅 **All "Print of the Year" categories** (CPA, CPB, MPA and MPB) are on line entry with an actual printed Print to be handed in. Date to be advised; and
 - 📅 **Image of the Year (IOTY) Judging.** Will be conducted at the Old Courthouse, Belmore Basin Wollongong on Friday December 4th and Saturday December 5th if required. This is based on Public Health advice associated with the COVID-19 Restrictions.
- 📅 2020 Annual Dinner. With COVID and Health restriction in place it is still unknown what will happen. The Club's Management is discussing this situation with the proposed venue. Members will be advised when a decision is made.

Our Presenter: Mark Kelly

Brian introduced this evening's presenter, Mark Kelly, a Fine Arts photographer from the Southern Highlands. Mark has been a regular guest of the Club since 2010 as a judge, presenter and mentor. Brian said that Mark has a long Awards' List from 2007 through to the present day. He has been recognised in local, State, National and International arenas for his Fine Art photography.



Mark's genre, should he be nailed down, is Landscape photography, as he loves the challenge of capturing the landscape with the right mix of lighting and weather conditions transforming the mundane into inspiring, wonderful.

Mark takes picture, but creates art with a myriad of post editing techniques, only limited by his imagination. Mark wants his image to be different, for the viewer to feel something that will trigger an emotional response. He acknowledges that everyone is unique and that we all have different life experiences.

Mark's Photography has been recognised over the years through the "Black & White Spider" Awards a prestigious US based Competition honouring both the Professional and Amateurs, worldwide. Mark also continues to be recognised in Australia with NSW State and Australian Professional Awards. For the past couple of years Mark has been either a: winner, Gold Award, Silver Award, Finalist or Nominee in the 2018 Kangaroo Valley Art Prize, 2018 Goulburn Art Award, 2017 Australian Professional Print Awards, 2017 Black & White Spider Awards (Professional), 2017 NSW AIPP Professional Print Awards.

Presentation: "Fine Art Photography".

Mark commenced his presentation thanking the Club for its invitation to talk about Fine Art Photography. Mark remarked that this was his 4th online Zoom Meeting and was quickly learning the various Presentation tools, so he hoped all would go without a hitch. Mark also indicated that he was happy for the audience to ask questions when they think of them. Brian Harvey requested the audience to use the "Chat" to ask their questions and he would pass them onto Mark.

Mark's Presentation was a mixture of Information Slides along with his images explaining his thoughts.

What Is Art? Mark mentioned this was different to everyone, in the "eye of the beholder". He explained we all see things differently, like, and dislike, differently and that we, as individuals, pursue things that inspire "us". Mark then referred to Denis Dutton (1944 ~ 2010; an American philosopher of art, web entrepreneur, media activist and Philosophy Professor at Christchurch's University of Canterbury) and his 12 Principles to "What Is Art?":

1. **Direct Pleasure.** The object is valuable, you like what you see;
2. **Skill and Virtuosity.** We exercise special skills in making an object;
3. **Style.** Recognise the skills in providing a stable background against the artiste's novelty and expressive surprise;
4. **Novelty and Creativity.** Art is valued for its attention grabbing, creativity, originality and surprise.

Mark demonstrated these ideas with a various images where “light” is dominant to highlight the details, especially in fleeting lighting conditions.

Mark continued with Dutton's list:

5. **Criticism.** Judgement and appreciation;
6. **Representation.** Artistic forms(sculpture, paintings, etc) represent or imitate real/imaginary world experiences;
7. **Special Focus.** We usually separate our “artistic” experiences from our ordinary life;
8. **Expressive Individuality.** The potential to express individual personality in your work;
9. **Emotional Saturation.** The image invokes an emotional response. Like or dislike, why?
10. **Intellectual Challenge.** The stretching of the person's perceptual and intellectual capacities beyond ordinary limits.
11. **Art Traditions and Institutions.** The degree to which the creative art is given significance in history and traditions of the “art”, itself. (e.g. da Vinci's Mona Lisa, Beethoven's 9th Symphony, Ansell Adam's Yosemite National Park, etc.) ; and
12. **Imaginative Experience.** Art “happens” in a make believe world, the theatre of the individual's imagination for both the producer and the audience.




How Do You Do Fine Art? Mark offered three (3) suggestions:

1. Turn Up. You can't get a great picture in a computer. Get out into the field;
2. Shoot thing you like; and
3. Shoot a series.

Are You Missing Inspiration? Mark suggested to following assistance:

- 📍 Where to commence? Make a start, be motivated. You may not end up where you started from. It's a journey;
- 📍 Try Different Angles. Take more than one shot, use your feet and shoot outside the “1.5metre height level”;
- 📍 Try a Different Lens, one you don't normally use; and
- 📍 Start with an idea or concept.

Mark then demonstrated these ideas with a series on images from the out of the camera to the edited vision. The image on the right was originally a daylight image. Mark then edited the wooded area before applying at “night time” effect by changing the colour balance. He then took this image into his creativity side adding blurs and other effects until he produced the final image.



Study Other Art Forms. Mark remarked that we should look at other forms of Art:

- 📖 Don't be an art snob. Learn from other and incorporate their concepts, modifying them, to make your photography standout;
- 📖 Study other art forms like sculpture, paintings, etc. to see how these artistes produce their visual imaginary; and
- 📖 Incorporate other ideas/techniques. Look at how other do it, but apply your “spin” to the process; and
- 📖 Try different things, serendipity. Experiment and learn from your failures. Learn from criticism to develop your concept.

Mark then demonstrated the above ideas with a concept using the NSW Waratah flower as the base. His idea, can I (Mark) create and etching from a photograph? Once he had the edited image ready, Mark experimented with different techniques (methods) to bring his creative idea to fruition. Throughout the process Mark applied numerous effects, blending layers before applying a hand painted effect. Mark commented that he

had viewed a tutorial on YouTube^R on a similar idea. The end result is remarkable. As Mark commented, “... I could see it in my head, I could see it at the end, but I couldn’t make it happen in between ...”

Play and Experiment. Mark gave us a little insight into his post production work, how he pushes the image through various techniques. He mentioned:

- 🖼️ **Overlay and Blending Modes.** Mark commented that it more than just adding a texture, multiple images with the right blending mode;
- 🖼️ **Accept lots of Failures.** Your initial thoughts might not gel. However not trying anything doesn’t result in any learning;
- 🖼️ **Lots of Discovers.** Experimenting with Blending modes open a vast range of different result. Again, experiment, analyse the result and learn;

Two Main Approaches.

1. **In Camera.** Mark mentioned several ways the photographer can influence how their image/s looks:

- 🖼️ Filter. Neutral Density and InfraRed;
- 🖼️ Intentional Camera Movement;
- 🖼️ High Dynamic Range (including Post Production technique); and
- 🖼️ Multiple Exposures.

Mark demonstrated the above with several images before he talked about the next Approach.

2. **Post Production.**

- 🖼️ Lightroom;
- 🖼️ Capture One;
- 🖼️ PhotoShop; and
- 🖼️ Plugins (Nik, Alien Skin, Skylum).

Mark expanded upon this Image Editing packages saying that he has migrated from Lightroom to Capture One, though they are very similar. His decision to use Capture One is its ability to process his “Phase” camera’s images better. For the heavy lifting, Mark said uses PhotoShop along with any Plugins that will assist him in the creative process.

Mark then expanded the Lightroom/Capture One Process saying:

- 🖼️ Presets are his starting point;
- 🖼️ Sliders he adjusts, pushing them around;
- 🖼️ Dodge/Burn Paintbrush;
- 🖼️ Vignette;
- 🖼️ Always works on the Raw files;
- 🖼️ Aim to get the RAW images as good as it can be. There’s no greater disappointment than have a required crisp image lacking the result required especially when print very large Prints; and
- 🖼️ All is un-doable via the “Reset” button, or create a copy and work from that.

Mark explained his use of Photroshop:

- † He is still learning. Every time he opens the package there is something new (technique, process, effect) to learn. It’s a big toolbox;
- † It’s his very heavy duty software. What it does, it does very well;
- † Mostly use the Layers and Blending Modes;
- † Power of PhotoShop:
 - 🖼️ Layers; and
 - 🖼️ Masks.

Again Mark demonstrated this section with several images, from the initial out of the camera image through to the final creative product.




Other Image Uses.

Mark mentioned other uses for his images:

- 📷 **Canberra Enlighten Festival.** Mark mentioned his involvement with the Enlighten Festival in 2016 where a series of his abstract images were used to spotlight several prominent Canberrean Buildings; The Old Parliament House, National Gallery, Questacon and National Portrait Gallery. Mark had to submit a series of images, macro images rust and moss creatively editing changing the Colour Profiles so as to illuminate the various buildings. These digital images were converted to film based and with synchronised projectors a continual movement of images appear.
- 📷 **Silk Scarvies.** Mark's business is known for his scarf range with the patterns taken from his images.

After The 2020 Bushfires.

Mark remarked that some of his work, 10 images, has a satirise part to it. He showed a series of images from the aftermath of the devastating 2020 Bushfires with a message on what had happened. The aim was to create a thought provoking message in a light hearted approach.



After a short time responding to the audience's questions on Print Papers used, process and other techniques, Mark said photographers need to be inspire to be creative to the point that share ideas and thoughts with each other to learn and grow as photographers.


Brian Harvey thanked Mark for his presentation saying we "... enjoyed what Mark had spoken about ...". It was tremendous night with many learning opportunities.

Editorial Note: All images appearing in "**Fine Art Photography**", except Mark's portrait, are the works of Mark Kelly and are reproduced with his kind permission. No images cannot be used, copied or otherwise reproduced without Mark's expressed and written permission. (Editor, Wollongong Camera Club)

MOGO ZOOM Workshop October 16th ~ 18th 2020

MOGO ZOOM Workshop with June Anderson & Pattie Wallace

After having to cancel our original MOGO ZOOM booking thanks to that pesky pandemic, it was both a relief and a thrill to finally get there this month.



"Mogo ZOOM Workshop",
Kaz Childs

On Friday night, 'the girls' headed off to Tomakin Sports & Social Club where two of the staff suggested that we "looked like trouble" – one cannot imagine why. We feasted and chatted whilst our only male companion was back at his caravan park, charging batteries and organising his house-on-wheels.


Saturday morning offered a chance for some to check out ancient and wildly colourful rock formations at Melville Point, next to Tomakin Beach. Some did their bit for the local economy and spent their hard-earned in Mogo township.

By midday Saturday we were all in attendance for our Through the Lens experience and it didn't disappoint. We were greeted by nature photographer June Anderson and her assistant Pattie Wallace, who took us to the temporary classroom over by the gibbon enclosures. Those apes can really throw their voices, so June had to do the same. It was hilarious! Our lesson concluded with a lunch break – just what we needed.



“Ready For The Shoot”,
Jill Bartlett


From around 2pm, we were out and about photographing animals, armed with hot tips from our nature expert instructor. Rhinos and zebras and giraffes, oh my! Plus, a close-up encounter with the comedians of the wildlife park, the meerkats. We were taken into their enclosure four at a time, and allowed to sit while they fed, burrowed and in some cases, rearranged human hairstyles. Meerkats are anything but shy. Many other animals were oohed-and-cooed at before we finished up at around 5pm.



“Meerkat Shoot Out”,
Sue Martin

Sunday morning was an early start, meeting at the wildlife park at 7.15am. We went straight into photography this time, including having access to the staff-only viewing platform above the silverbacks' enclosure, and shooting with only one wire

fence between us and the tiger while he enjoyed a spot of breakfast. More special access was granted and again in groups of four, we entered the African servals' enclosure. Everyone was delighted, and nobody was eaten.



“Tiger”,
Kaz Childs



“The Emu & The Photographer”,
Sue Martin



“Lemur”,
Ann Lamb

Shooting concluded at midday and was followed by lunch, and a lesson on Lightroom. Feedback from all Members in attendance was fantastic, and each one of us would highly recommend this experience to anyone.

If you would like to know more about MOGO ZOOM, please visit <https://mogo-zoo.com.au/mogozoom> It is absolutely worth every penny!

Tuesday, October 27th 2020

President Brian Harvey welcomed 26 members and our guest judge to the evening's Monthly Competition on line ZOOM meeting. Brian announced several visitors (1 from the UK) were expected and they may join us during the meeting.

Business:

Brian mentioned the following for members' attention:

- 📁 Creative Container. Brian remarked that this has been successful and thank all who contributed to its success;
- 📁 Club Outings:
 - 🏞 November 8th; Hang Gliding at Bald Hill and Stanwell Park.
 - 🏞 November 15th; Bombo Headland and Cathedral Rocks.

📷 Photography Group Programme.

📅 November 10th; “Tonal Separation” with Doug Carley;

📅 November 24th; “Still Life” Competition with Judge Luciano Vranich.

Our Judge: **Meredith Schofield**

Meredith (Mez) is an Australian / Estonian photographer, designer, educator & community arts worker based on the Illawarra South Coast of New South Wales. She specialising in landscape, travel and documentary photography her passion is in telling stories and capturing images that evoke a response; visually, emotionally, intellectually or otherwise. Meredith uses multiple mediums to create her images, combining her knowledge and love of film photography with digital capture. She “... describes myself as an ‘Analogue girl in a digital world’. She connects with people, especially enjoys working with creative people and strongly believes in the power of photography as a tool for self-expression, communication and social change.



Meredith has written for numerous publications about photography, travel and cars (her beloved Volkswagen Kombi), being a regular contributor to Ilford Film and is currently working on her first book ‘Across Australia at 80 k’s’. Meredith is the co-host of the acclaimed Australian Podcast; ‘Click Click, Bang Bang – A Photography Podcast.’

Competition: “Open”

Meredith made a couple of general comments about the evening’s Competition critiquing; it’s one person’s opinion, others may differ and hoped her critiquing is able to develop the photographer’s skills. So on with her critiquing!


Digital Images:

Macro and Sharpness: Meredith mentioned that the viewer expects to see the subject’s eyes sharp whether it’s a macro or a portrait. The viewer is drawn by the eyes and if the eyes aren’t sharp, then the viewer will move on.

Composition: Meredith mentioned a number of items regarding composition, from dead space to “Are the right elements in focus?” In “Into The Forest” Meredith thought the “real” focus was further into the image. In “Riding Along” she remarked that the photographer had missing the action by about 1 second as the bike rider had moved past the best capture spot, however she praised the photographer for their use of leading lines and the curved pathway. Meredith talked about supporting elements and how they can affect the image. In “Golden Light” she thought the left hand side’s elements were too heavy; her advice to look around before clicking the shutter.

Story and Focus: Some entries had Meredith confused to what the photographer was trying to communicate. In “Alien Artifacts” she noted that there was no defined subject, composition or texture leaving the viewer confused. In “Sustaining Droplets” Meredith remarked the focus of this macro image was away from the more interesting area, suggesting photographers look around the scene before and after clicking. Meredith asked herself several times; “Where’s the focus? Where’s the story?” In particular several, in her opinion, snapshots where the photographer could have changed their viewpoint, moved around or even get closer to capture the action, the moment’s emotions. Look and watch for the action to unfold. However sometimes the action is only fleeting, so be ready!

Meredith’s Digital Awards were:

Digital All Grades Awards		
	<i>Best In Section:</i>	“Enchanting Lilly” , Kerry Gilmore
	<i>Merits (1):</i>	Kerry Gilmore
	<i>Credits (5):</i>	Karen Childs, Joe Cremona, Geraldine Lefoe, Sue Souter, Carolyn Womsley
	<i>Entries received:</i>	32
<i>Entrants:</i>		32

Meredith's comments for Kerry's Best in Section entry were: "Very humble and delicate capture. Love the black and white tones that enhance the shape of the flower. The soft lighting creates a beautiful mood. That sharpness of the centre feathering out with a beautiful shallow depth of field is stunning. I would only suggest moving the composition slightly to the right. Great shot."

A short break for a cuppa and the mandatory Tim Tam was taken before the continued with the Print Categories. During the break Meredith responded to several questions, queries and general chat about the Digital Entries.



Prints:


Colour Prints

Post Editing: Meredith noted some editing had produced heavy "blacks" that resulted in the viewer's attention being drawn to elements not necessarily where the photographer want the viewer to go. She suggested to lighten the shadow areas and allow the image to pop. Meredith also noted the "over cooking" of colours, resulting in unnatural colour tone. She suggested that the photographer to reduce the saturation.


Composition: Meredith mentioned the dead space that appeared in some entries ("Red", "Erosion", "City Flow"). To her this area wasn't necessary, suggesting the photographer ask; "Is this area needed? Does it add to the story?" She commented using some of the scene's elements, like trees, leading lines. Another possible solution is for the photographer to move, take a few steps and eliminate distracting/non-essential elements and concentrate upon the bigger story.

Image Format: Meredith raised the question about cropping, "why all the square crops?" She consistently suggested the image would be better in the native "landscape" or "portrait" format giving the viewer more to see, our just giving the main subject (element) "breathing" space from the frame.

Meredith's Colour Prints' Awards were:

Colour Prints "A" Grade Awards			
	Best In Section:		"Takeoff", Matt Dawson
	Merits (1):	Matt Dawson	
	Credits (4):	Ruth Brooks, Elaine Duncan, Colin Marshman, Tim Porteous	
	Entries received:	15	Entrants: 15

Meredith's comments for Matt's Best in Section entry were: "Brilliant timing!! Love to light and mood created!! Well done, just the tiniest of exposure added to make those wings pop. Fantastic effort."

Colour Prints "B" Grade Awards			
	Best In Section:		"Preparing for Takeoff", Karen Childs
	Merits (1):	Karen Childs	
	Credits (3):	Tim Hoevenagel, Kathy Pond, Clara Soedarmo	
	Entries received:	16	Entrants: 16

Meredith's comments for Karen's Best in Section entry were: "Interesting and different point view! Good job."

Monochrome Prints


Composition: Throughout the evening Meredith spoke about composition, how it can change your image. Again she suggested looking for angles that suited the image, whether it is face on, angular, a more engaging view or whatever (“Lunch Time”, “Lonely Graves”, “Oak Alley”). Take the time to explore the “scene and adjust your viewpoint before clicking away. What the crop, look for the full story.

Image Quality and Post Editing: Meredith remarked that some entries suffered from a low quality and how this has affected the final image. Consider how you post edit the image, especially when cropping to a small section of the image. The “Crop” in some entries was too tight and she was asking to see more, give the “element” fly out of frame. Meredith noted that some entries, the post production was a little/too heavy (“The River City”, “Old Slabs”) creating other visible problems like haloing, poor blending


The Storyline: Meredith spoke about the image’s elements tell the story. However there are times some elements tell a different story. In “Lonely Jetty Girl” the photographer is presenting an image of isolation, loneliness yet she is using her mobile phone; social media. Meredith said “... wait for the moment” to complete your storyline. Meredith also asked “I want to see more” referring the overall environment to obtain the fuller story. Again, she mentioned “cropping” especially with people images, the cutting of hands, legs, etc. The image did seem natural!

Meredith complimented entrants where their images (“Funghi Mini World 2”, “Young Monk”) took her along the journey and even intrigued (“To Infinity and Beyond”) her.

Meredith’s Monochrome Prints’ Awards were:

Monochrome Prints “A” Grade Awards			
	Best In Section: “Pelican Wallaga”, Tim Porteous		
	Merits (2):	Tim Porteous, Joe Cremona	
	Credits (4):	Ruth Brooks, Matt Dawson, Geraldine Lefoe, Helen Robinson	
	Entries received:	15	Entrants: 15

Meredith’s comments for Tim’s Best in Section entry were: “Love the light pool and the mood. Reflection makes it. Great framing; black and white conversion. Love the dark mood. Well done.”

Monochrome Prints “B” Grade Awards			
	Best In Section: “Frilly White Cyclamen”, Ann Lamb		
	Merits (2):	Ann Lamb, Cheryl Thompson	
	Credits (2):	Karen Childs, Kerry Gilmore	
	Entries received:	13	Entrants: 13

Meredith’s comments for Ann’s Best in Section entry were: “Perfect. I love how the flower curves to the frame; the light is stunning and enhances the folds, good tonal range, clean, simple and beautiful.”

At the end of her comments, Meredith produced a small hack from IKEA®, Visback Poster Hanger. The pack includes 2 bars for your choice in hanging. There are 2 Bar sizes at a very low price. These items are available for order online, just visit your IKEA® store.



Brian Harvey thanked Meredith for her comments, for the very entertaining evening with her critiquing, it was enjoyable. Brian then remarked he had learnt some new words, phases from this evening; “okay what, where they (the elements) tell me”, “what’s with the square (format), “moved two steps to the left moved two steps to the right”, “get rid of...”, “more is less”, “pop” and “see”...

Meredith responded saying that she knows her comments can be seen as harsh, however it is meant in a friendly way so that we can all learn together and grow as photographers; “... everyone's on a really good starting point and so you (the audience) are all at different levels and those people that might feel like they're at a lower level than everyone else just try to use the comments to just take tiny steps forward to get better and better.” Meredith then offered this to the members; “... my biggest, biggest, biggest piece of advice to anyone we are all photographers at different levels so never compare your work to someone else's ...” but rather learn, do and learn from the your results, even in this competitive Camera Club competition environment. Take your viewer along on the journey that you have created in your image.

POINTSCORES: October 2020

PRINTS:

Colour Prints “A” Grade:

31	Dawne Harridge	23	Joe Cremona	9	Jill Bartlett
30	Sue Martin	21	Ruth Brooks	7	Geoff Gray
29	Vivienne Noble	21	Tim Porteous	6	Dylan Tate
28	Matt Dawson	18	Elaine Duncan	4	Brian Harvey
27	Sue Souter	17	Helen Robinson	1	Brian Lefoe
26	Colin Marshman	17	Bruce Shaw	1	Geraldine Lefoe
		13	Brendon Parker		

Colour Prints “B” Grade:

33	Cheryl Thompson	19	Clara Soedarmo	11	Michael Cherviakov
31	Kerry Gilmore	16	Karen Childs	11	Jim Ollis
27	Alex Dawson	15	Val Porter	11	Wayne Fulcher
24	Ann Lamb	13	Lynley Olsson	11	Kathy Pond
21	Tim Hoevenagel	11	Monte Hunt	9	Sue Shaw
21	Raymond Clack	11	Rachel Gilmour	6	Ross Bembrick

Monochrome Prints “A” Grade:

36	Joe Cremona	25	Helen Robinson	10	Geoff Gray
33	Dawne Harridge	25	Colin Marshman	7	Brendon Parker
30	Sue Martin	21	Elaine Duncan	5	Brian Harvey
29	Ruth Brooks	20	Sue Souter	4	Dylan Tate
27	Tim Porteous	18	Jill Bartlett	3	Geraldine Lefoe
26	Vivienne Noble	13	Bruce Shaw	1	Brian Lefoe
		11	Matt Dawson		

Monochrome Prints “B” Grade:

35	Kerry Gilmore	17	Val Porter	10	Wayne Fulcher
33	Karen Childs	17	Alex Dawson	9	Jim Ollis
29	Ann Lamb	12	Raymond Clack	7	Monte Hunt
25	Cheryl Thompson	12	Rachel Gilmour	6	Michael Cherviakov
23	Tim Hoevenagel	11	Lynley Olsson	6	Ross Bembrick

DIGITAL:

35	Colin Marshman	17	Joe Cremona	11	Clara Soedarmo
33	Cheryl Thompson	16	Vivienne Noble	11	Kathy Pond
32	Kerry Gilmore	16	Carolyn Womsley	10	Wayne Fulcher
29	Dawne Harridge	16	Rachel Gilmour	9	Val Porter
29	Sue Souter	15	Jill Bartlett	9	Brian Harvey
28	Karen Childs	15	Elaine Duncan	8	Joseph Baez
27	Tim Porteous	14	Monte Hunt	7	Brendon Parker
25	Sue Martin	14	Andrew Gray	7	Michael Cherviakov
21	Matt Dawson	14	Raymond Clack	4	Jim Ollis
20	Ann Lamb	13	Sue Shaw	3	John Devenish
20	Ruth Brooks	13	Bruce Shaw	3	Ross Bembrick
19	Tim Hoevenagel	13	Lynley Olsson	3	Geraldine Lefoe
18	Dylan Tate	12	Alex Dawson	1	Brian Lefoe

2020 Competition Details: November

Competition: Subject “Still Life”

Entry Conditions:

<u>Section</u>	<u>Closing Date & Time/Comments</u>
Digital/EDI's:	2nd Tuesday of the Competition Month. Closing Time: 11:45pm
Prints; On Line Entry:	2nd Tuesday of the Competition Month. Closing Time: 11:45pm

On Line Entry:

All 2020 Monthly Competition Entry/Entries, Digital/EDI and all Print Categories, are by the “On Line” Registration and Entry Form found at the Club’s website;

Please Note:



- “PRINT” entries are restricted to the “On Line” digital registered image until further notice (COVID-19 Restrictions).
- Members are reminded that any entry that does not match the Competition Guidelines will not be accepted for this competition.
- Both the Digital and Print Collections are remotely judged until further notice.

Competition Subject Guidelines.

All members are encouraged to view the Club’s website (<https://wollongong.myphotoclub.com.au/>) and click on the “Calendar” to view the recent change/s to competition guidelines.

FCC 2020 Interclub Wrap.

On Sunday, October 25th the FCC conducted an on line Zoom Meeting to announce the results of the 2020 Interclub Competition. Michelle Kennedy, FCC Secretary, was the afternoon’s hostess and guided the audience of 83 attending.

Kerrie Boyton, FCC President, welcomed all to the meeting and thanked them for attending. Kerrie commented that the 2020 Interclub was purely a “Digital” Competition due to COVID with no Print

Sections, so it will be a quicker presentation of the entries. Kerrie thanked Michelle for the work in collating and producing the presentation.

The following are Wollongong's representatives in this Interclub:

Digital Competitions Only. No Prints Due to COVID-19					
Member	Colour	Mono	Nature	Creative	Australian Landscape/Seascape
Ruth Brooks	2			1	
Karen Childs		2			
Raymond Clack				1	
Joe Cremona					1
Matt Dawson	1		1		1
Elaine Duncan			1		
Wayne Fulcher					1
Kerry Gilmore	1			1	1
Geoff Gray		1			
Dawne Harridge	1		1		
Ann Lamb			1	1	
Colin Marshman	2				1
Vivienne Noble	1	2	1	2	2
Lynley Olsson				1	
Brendon Parker LAPS			1		
Tim Porteous		2	2	1	
Helen Robinson		1			
Sue Souter LAPS, AFIAP, QPSA	1		2	1	1
Dylan Tate		1			2
Cheryl Thompson	1	1		1	

Wollongong's Results.

Monochrome Digital:

Placing	Camera Club	Points
1 st	Wangi Workers Camera Club	119
2 nd	Australian Horizon Photographic Club	118
3 rd	Norths Photographic Society	113
3 rd	Castle Hill RSL Photographic Club	113

Colour Digital:

Placing	Camera Club	Points
1 st	Wangi Workers Camera Club	120
2 nd	Australian Horizon Photographic Club	118
3 rd	Castle Hill RSL Photographic Club	116

7th Wollongong Camera Club 111

11th Wollongong Camera Club 101

Total Clubs Entered: 18

Total Clubs Entered: 18

Nature Digital:

<i>Placing</i>	<i>Camera Club</i>	<i>Points</i>
1 st	Castle Hill RSL Photographic Club	123
2 nd	The Entrance Camera Club	118
3 rd	Australian Horizon Photographic Club	115

12th	Wollongong Camera Club	90
------------------------	------------------------	----

Total Clubs Entered: 17

Creative Digital:

<i>Placing</i>	<i>Camera Club</i>	<i>Points</i>
1 st	Australian Horizon Photographic Club	103
2 nd	Castle Hill RSL Photographic Club	101
3 rd	Norths Photographic Society	98

11th	Wollongong Camera Club	78
------------------------	------------------------	----

Total Clubs Entered: 18

Australian Landscape/Seascape Digital:

<i>Placing</i>	<i>Camera Club</i>	<i>Points</i>
1 st	Chinese Photographic Society of Australia	105
2 nd	Australian Horizon Photographic Club	103
	Castle Hill RSL Photographic Club	103
3 rd	St George Leagues Club Photographic Society	102
4th	Wollongong Camera Club	100

Total Clubs Entered: 17

Michelle thanked the judges (Pia Jesson, John North, Tanya du Toit, Craig Parker, Heather Prince, Brian Russel, Jenny Davis and John R. Smith) for their time.

Kerrie Boyton closed the meeting thanking Michelle for her work in putting the 2020 Interclub Presentation together, everyone in attendance, entering the competition and competing. Kerrie extended her congratulations to the Section winners. Finally she hoped to have Prints back on the Competition agenda to compliment the Digital images.

Our thanks to Matt Dawson, Geoff Gray, Tim Porteous and the Club's Selection Panel for the huge effort in selecting the Club's entries and uploading them to the FCC Interclub Competition site. 2020 provided the opportunity for the Club to have a slightly different Selection process that will assist in future competitions such as the FCC's Interclub and the APS Australian Cup.

From The Locker

Brian Harvey has been working hard scouring through the treasure troves for some exciting photographic tips and tutorials, those magic pearls of wisdom. Here's a couple:



📷 **Shutter Mechanism Usage.** Recently Brian conducted a "Shutter Count" on his G85 Digital Camera. The result was "... surprising ..." but he wondered what it would be if he had used the electronic motor drive. Is there any advantages (pros/cons) using the electronic shutter over the mechanical shutter (wear and tear)? If you are interested in knowing more, then take a look at a discussion thread on DP Review at: <https://www.dpreview.com/forums/thread/4378687>

📷 **The Art and Craft of Amazing Photo Portraits, Chris Orwig.** Chris is a California based USA author, teacher and photographer. In a 35 minute video he passes on his thoughts to producing better portraits for an "... authentic, simple, soulful, strong ..." way. How to make a connection and capture the vibe. Chris also demonstrates his post editing skills using Lightroom® and PhotoShop®. If you are enticed by this, then please use the link below to access Chris' video:

<https://www.adobe.com/max/2020/sessions/the-art-and-craft-of-amazing-photo-portraits-s6400.html>



WildNature Photo Expeditions

Photography Workshops and Tours
with Michael Snedic

Dear camera club members,

With overseas photography tours postponed indefinitely due to COVID, I am pleased to announce that I have released a series of new photography workshops and tours within Australia, as well as releasing some regular favourites. Now that borders are starting to open in different states, enquiries and bookings are increasing 😊

If you would like more information on any of the workshops listed, please click on the links for each workshop (in the email below).

<u>Date:</u>	<u>Duration</u>	<u>Workshop</u>
March 7 th ~ 12 th 2021	5 Day	Lamington, Queensland (<i>Limited places left</i>)
March 21 st ~ 27 th 2021	7 Day	Waterfall Way, NSW
May 2 nd ~ 6 th 2021	5 Day	Cradle Mountain, Tasmania (<i>Limited places left</i>)
May 31 st ~ June 7 th 2021	8 Day	Kakadu, Northern Territory
Aug 29 th ~ Sept 4 th 2021	7 Day	Carnarvon Gorge, Queensland

Contact eMail: <https://wildnaturephotoexpeditions.com/contact/>

Workshop Info: <https://wildnaturephotoexpeditions.com/workshop-schedule/>

Cheers
Michael (Snedic)

About Michael:

Michael is a Queensland based, Pro Photographer and Tutor, Proprietor of WildNature Photo Expeditions, and an Award winning photographer with a passion for the natural world. He has written magazine articles on nature/photography, since 2001, including Australian Geographic, Wildlife Australia, Birdlife Australia, the UK's BBC Wildlife and Australian Photography and a speaker at Photographic Clubs and Conventions (PSQ Photo Convention in Mackay, Queensland) and is a Nikon School tutor for Australia.

Respectively Intruding II by John Wiseman



M16 ARTSPACE

John Wiseman

Respectfully Intruding II

Open from 12 noon Friday 6 November to
Sunday 22 November

Gallery hours
Wednesday to Sunday 12-5pm

21 Blaxland Crescent Griffith ACT 2603

www.m16artspace.com.au
02 6295 9438

image: courtesy of the artist.



Exhibitor? Jim Wiseman

Where: M16 Artspace.
21 Blaxland Crescent,
Griffith ACT

When: Friday November 6th ~ Sunday,
November 22nd 2021

Gallery Hours: Wednesday ~ Sunday
12noon ~ 5pm

More information: <https://www.m16artspace.com.au/>

OUR SPONSORS

The Wollongong Camera Club is proudly supported by the following:




<https://www.photomart.com.au/>



<https://www.camerahouse.com.au/store/campbelltown>



<http://malcolmfackender.com/>



<https://www.onlinecameraed.com/>

When considering your next printing requirements, photographic equipment, photographic tutoring or Travel then please support one of these Photographic Companies.