



# IN FOCUS

## PHOTOGRAPHY GROUP

### MONTHLY NEWSLETTER

Website: <https://wollongong.myphotoclub.com.au>

Contact Phone Number: **0457 415598**

February 2021

Edition: 2021/02

### In This Issue:

Tuesday, February 9 <sup>th</sup> 2021 .....	3
Friday, February 19 <sup>th</sup> 2021 .....	7
Tuesday, February 23 <sup>rd</sup> 2021 .....	7
POINTSCORES: February 2021 .....	11
2021 Competition Details: <i>March</i> .....	12

#### CLUB MEETINGS

2nd and 4th Tuesday of Each Month  
at 7:30pm

**ALL Public Meetings are**  
***School Hall***

*COVID-19 Restrictions with  
a Safe Venue Plan in Place*

**Some Meetings May Be Conducted Online  
Using Zoom Conferencing/Meeting.**  
Please check the Club's Calendar for any changes

#### Please Note:

With the Government's easing of COVID-19 Restrictions some Club Activities are being held where "Social Distancing" Regulations can and must be adhered to.

### PHOTO GROUP DIARY

March 2021

**PHOTOGRAPHY GROUP  
MEETINGS**  
**have returned to the School Hall.**

### 2021 AGM

Tues 2<sup>nd</sup> 7:30pm Figtree Heights primary  
School Multi-Purpose Hall.

March Monthly Competition On  
Line Entry Closing Date & Time:  
(11:45pm)

Tues 9<sup>th</sup> All Prints Classifications and the  
Digital Classification.

Tues 9<sup>th</sup> "Minimalism"  
with Meredith Schofield

Fri 12<sup>th</sup> ~ Merry Beach, Kioloa.  
Sun 14<sup>th</sup> A weekend down the coast with other  
Outing members and friends.

Tues 23<sup>rd</sup> Monthly Competition: "Nature"  
Judge: Peter Sherlock

Sat 27<sup>th</sup> Forest & Falls in Budderoo National  
Park

#### Email Contacts:

General Enquiries [photogroup@wollongongcameraclub.com](mailto:photogroup@wollongongcameraclub.com)

#### Photography Group Monthly Competition Information:

##### Competition Entry (On Line)

Email Enquiries: [photocomp@wollongongcameraclub.com](mailto:photocomp@wollongongcameraclub.com)

Newsletter Editor Email: [editor@wollongongcameraclub.com](mailto:editor@wollongongcameraclub.com)

#### 2021 Membership Fees

**Member:** \$75.00

**Pensioner:** \$65.00

**Family:** \$110.00

**Student:** \$45.00





We welcome the following new members to the Photographic Group:

**Michelle Hourigan.**

Looking forward to meeting at our regular meetings.

### Dates For Your Diary

	<p><b>Notice of the 2021 Annual General Meeting.</b></p> <p><b>Tuesday, March 2<sup>nd</sup> 2021 at 7.30pm</b></p> <p><i>Figtree Heights Primary School, Multi-Purpose Room</i></p> <p><i>COVID-19 Restrictions Apply</i></p>	
<p><b>The Club's Management Committee will be:</b></p> <ul style="list-style-type: none"> <li>☞ <b>Presenting the Financial Statements and other Group Reports; and</b></li> <li>☞ <b>Election of the 2021 Committee (7 Members)</b></li> </ul> <p><b>Committee Nomination and Proxy Voting forms can be obtained from the Club's Website and/or at any General Meeting.</b></p>		

## CLUB OUTINGS:

2021	Location	Activity	Notes
February 19 <sup>th</sup> (FRI/PM)	Wollongong Uni	Roller Derby Training	FREE, bookings NOT required
Mar 12 <sup>th</sup> ~ 14 <sup>th</sup> (FRI-SUN)	Merry Beach	Shoalhaven Weekend Getaway	BOOKINGS REQUIRED
Mar 27 <sup>th</sup> (SAT)	Minnamurra	Falls Walk	FREE, bookings NOT required
April 18 <sup>th</sup> (SUN)	Darkes Forest	Apple/Berry Picking and Maddens Falls	\$12 per person, BOOKINGS REQUIRED
May 15 <sup>th</sup> (SAT)	Berrima	History Walk	FREE, bookings NOT required
June 26 <sup>th</sup> (SAT)	Hawkesbury Showground, Clarendon	Winterfest	Pricing varies, BOOKINGS REQUIRED
Jul 30 <sup>th</sup> ~ Aug 1 <sup>st</sup> (FRI – SUN)	Katoomba	Landscape Workshop	BOOKINGS REQUIRED. If we do not have the minimum of 6 bookings by 1 <sup>st</sup> March, this field trip will be cancelled.
Rest of 2021	All over the place!	TBC	Watch this space...

## Photographic Competitions

### AIPP Silver Lining Awards 2021



The poster for the AIPP Silver Lining Awards 2021 features the AIPP logo at the top. Below it, the words 'SILVER LINING AWARDS' are written in a large, bold, sans-serif font. To the right of the text is a vertical strip of four images: a grid of many small photos, a person in a dark hood, a night sky with a galaxy, and a stack of colorful books. The text on the poster includes: 'AIPP invites Australian Camera Club Members to join us for the fun and excitement of Silver Lining Awards 2021!', 'SLAs open February 1st and close March 1st.', 'Feedback for every single entrant with a score and written judge comments on each entry.', 'Great prizes on offer!', 'Semi-Finalists, Finalists and Winners featured on aippawards.com.au', 'Eleven exciting categories open for your creativity: Portrait, Places, Manmade, Smartphone, Art & Science, Home, Away, Shades of Grey, Colour, Natural World, Stories.', 'AIPP members receive a FREE entry into the comp and can attend all online image critique sessions. Sign up as an AIPP General Member for only \$10 a month!', 'Online presentation evening to celebrate!', 'Visit [www.aippawards.com.au](http://www.aippawards.com.au) today!', and the hashtag #aippsilverlining.

**Closing Date:** March 1<sup>st</sup> 2021

**11 Categories:**

Portrait, Places, Manmade, Smartphone, Art & Science, Home, Away, Shades of Grey, Colour, Natural World, Stories

**Entry Cost:** \$10/per Entry with \$50 for the Story category.

### **5th ONYX 2021**

#### **International Exhibition Of Photography - Romania**

**Closing Date:** March 1<sup>st</sup> 2021

**Categories:**

Colour Open; Colour People; Monochrome Open; Travel Open (colour or monochrome); Nature (colour or monochrome).

**Entry Fees:**

Yes. Based upon the number of Sections entered.

**More**

**Information:**

<https://campinaexhibitions.net/onyx>

### Tuesday, February 9<sup>th</sup> 2021

It was with great expectations that again the club membership could meet in the hall, however our old friend COVID-19 still have other thoughts about this happening. A very recent COVID alert for Wollongong certainly bought our best intentions to a halt. Our Senior Management decide that this Photography Group Meeting would be held on ZOOM Conferencing. Just a few days earlier preliminary checks for a COVID Safe Place and ZOOM Conferencing cameras were checked out on-site, awaiting the big night.

Club President Brian Harvey welcomed 31 members and the presenter to the evening's meeting. He mentioned that apologies from Sue Martin, Sue Souter and Dawne Harridge had been received. Our meeting also had two members, Sue Martin (In ACT) and Kathy Pond (at Nowra) were Zoomed in whilst they could. Brian extended a special welcome to Brendon noting it was good to see him back on deck again.

#### **Business:**

Brian mentioned the following items:

- 📅 Upcoming Outings. Kaz Childs mentioned several outings during the next couple of months.
  - 🏠 February 19<sup>th</sup>. Roller Derby (WIRD) Training Session at University of Wollongong;
  - 🏠 March 12 ~ 14<sup>th</sup> Merry Beach, Kioloa. Accommodation bookings essential direct with the Park Management;
  - 🏠 March 27<sup>th</sup> Minnamurra Falls.

- 🌳 April Glenbernie Apple Orchard. Limit to 20 people and bookings essential.
- 🌳 July/August. Len Metcalf's Instructional Weekend. Len is taking bookings now; his courses are extremely popular, so book now if you want to attend.

- 📱 Club's Website. The COVID Safe Plan is available for all to view and be familiar with;
- 📱 Club's AGM. Members were duly advised of the AGM to be held on Tuesday, March 2<sup>nd</sup> 2021 at Figtree Heights primary School Multi-Purpose Hall commencing 7:30pm. Brian mentioned the business to be conducted at this meeting;
- 📱 Feb 2021 Competition. Prints are back on the agenda. All (Digital and Prints) registration entries must be received before 11:45pm tonight, Feb 9<sup>th</sup> 2021;
- 📱 Photography Group Competition Rules Revision Ratification. Bruce Shaw mention that the Rules had been reviewed and amendments to reflect technology changes and clarify other items. Bruce mentioned that the Movie Makers voted on Tuesday February 2<sup>nd</sup> and reminded four members attending this Feb 9<sup>th</sup> meeting they could not vote. The Comp Rules Revision 8.0 was ratified by a majority of members attending both meeting.

### *Our Presenter: June Andersen*

When June Andersen discovered that she could use photography's unique characteristic, the suspension of time in a picture frame, she has developed a passion for nature and photography. She has captured her experiences, whether it's a bird, fungi, landscape to relive that experience and to share it with others.



She has been in the visual arts profession for over 35 years and is currently the owner and operator of a framing studio in Sydney (The Framing School; [www.theframingschool.com.au](http://www.theframingschool.com.au)) providing professional training for clients in the framing industry. June also teaches at the school to incorporate nature photography.

June says "... seeing someone disappointed and frustrated because they don't know how to operate their camera is such a shame. I get great joy from my photography. I thought it would be wonderful to see others achieve the same satisfaction and pleasure that I do." She a teacher

June is an educator with a wealth of experience both in Australia and overseas, with the ability to make the most complex - and the most basic - procedures easily understood, is a regular contributor to the art and framing magazine, "Profile", ([www.profilemagazine.com.au](http://www.profilemagazine.com.au)) as well as a guest speaker at the Photo Marketing Association Imaging Technology Show ([www.pmaaaustralia.com.au](http://www.pmaaaustralia.com.au))

"Mastering the creative and logistical challenges is the key to capturing the images you want."

### *Presentation: "Nature Photography".*

In her introduction June said that nature is a wonderful world of discovery. She brief outline of her presentation, covering Birds, Close Up and Macro and Nightscapes. She commented that that nature photography never disappoints however the photographers' greatest disappointment is not capturing what you have seen. Photographers need to remember that cameras are governed by the Laws of Physics, Laws of Mechanics and the Laws of Optics and we have to work within these boundaries. Nature Photography is a real mixed bag; a mix of subjects, a mix of equipment and a mix of techniques.


- 📱 **Birds.** Australia is the land of birds and we are fortunate to have such a wide diversity of birdlife. We are not short of subjects with birds often coming to us, in our backyards, in National Parks, our waterways. Yet birds can be frustrating to photograph; hiding in trees, way out of our lens' capability, they are fast, darting, finding ways to frustrate the photographer. We need to make the most of what we have; subject, equipment-wise.

Birds are moving subjects. June briefly spoke about how she kits up for a bird session using a monopod with a body bracing system to secure the longer lens and carry its weight, ease of maneuverability with a gimbal for the camera to attach to. June mentioned that she uses a 300mm f2.8 lens with a 1.4x





Convertor giving a focal length of 420mms. June noted that a problem with a longer lens is its weight and the angle of view is very reduced and trying to find the bird in the viewfinder. This applies equally to birds in flight and to those running along the beach.



New Holland Honeyeater


The use of a fast shutter speed is essential especially for birds in flight. June commented that she uses between 1/1600<sup>th</sup> and 1/5000<sup>th</sup> second shutter speed for a sharp image. At times she will push the shutter even faster.

The camera's Focus Tracking systems are important and it's up to the photographer to work out how and what system to use. There is no one focus tracking system that suites all situations. So the photographer need to be familiar with their camera, the controls

and where they are located on the camera so as to move quickly from one option to another, thus she uses the back button focusing for its ability to change quickly. June engages the spot (centred) single focus point for stationary birds but will switch to multi-point for birds in flight. June warned us about tree foliage/branches or ground covers in the foreground that the camera doesn't lock upon these. So look before operating the shutter.

June briefly commented upon Depth of Field (DoF), how it can affect your

images and the equipment elements of lens focal length, aperture selected and the distance from the camera to the subject. She said that she is in Manual Mode, selecting the shutter speed and aperture setting and letting the ISO to float, thereby the ISO is doing all the work. June demonstrated this with several images with varying shutter speed and/or different aperture effects. She also demonstrated how the distance to subject affects the DoF. By standing further back, a greater separation distance is achieved allowing more details to be seen in the image hence any DoF a photographer can gain is a big plus.



Snow Leopard

### **Close-up and Macro**


June commented that this is a wonderful world to explore and you never know what you'll find each time you enter it. You often find extra, unexpected things in the image that you hadn't seen when capturing the image. Yet it is one of the hardest disciplines to master.

Due to close proximity to the subject the DoF is very shallow. Subject movement is vast, from stationary (fungi) to very fast (insects in flight). This will dictate the photographer's camera settings, usually with an aperture around f11 ~ f22 and a fast shutter speed to stop the action, however this reduces the amount of light to the sensor. A non-moving subject, a tripod can be used to compensate for the longer shutter speeds. But for moving subjects, a fast shutter speed is required. One can push the ISO higher however this also increases the noise in the image. Thus extra lighting is required. June uses a Nikon SB400 Flash unit, off camera at the front, above the lens with a diffuser angled down to provide a soft lighting effect with some modelling. This also works well with flowers, allowing June to photograph flowers throughout the day, being able to control the

light. She mentioned that she'll occasionally use a polarizer filter to reduce the glare and shine from the foliage, but it will reduce the light by up to a stop.

Focus Stacking. June spoke about the advantages of focus stacking in Close-up and Macro photography. She demonstrated this with a 29 image focus stack of fungi along a branch. By changing the focus point very slightly on the lens, June was able to capture images from near to far in focus. IN the post production editing June uses either Helicon Focus® or Zerene Stacker®.

June demonstrated the many facets of her presentation with a series of frog images, how the DoF drops off dramatically and how to maximize the DoF she has. Firstly she backs off slightly to increase the DoF and secondly to photograph the subject in one plane only (slide on, front on, etc). Macro photography is so precise and 1 mm is the



Australian Painted Lady



Peron's Tree Frog

difference between capturing the image and a total miss. She chooses to use the DX crop (further back, thus increasing the DoF) capture of her full frame camera along with an aperture of f11.

## 📷 **Nightsapes**

June said this is her favourite thing to do, however the mindset approach to nightscape is total different to nature and close-up and macro photography. The photographer has to consider various parameters as we are not looking at a moving object, rather a revolving earth, so we need to work within the rotation of the earth.

Shutter speeds are important so as not to capture star trails but rather have points of light. The recommended night sky shutter speeds is around 1/20<sup>th</sup> second, with longer shutter speeds increases the possibly of picking up star trails. June's camera settings are usually 1/13<sup>th</sup> second with an aperture of f2.8, ISO set around 4000 ~ 5000 with White Balance set to 4000 degrees Kelvin working in manual mode with a 24mm lens. June will capture a series of photographs. She will capture the Milky Way as a vertical panorama stitching the individual images together latter. June will pre-focus, during daylight, of her furthest focus point for a clear, sharp focal point, saying its easier to focus in daylight than the night light. She reminded us that the infinity (∞) mark on our lens isn't the true infinity due to a variety of reasons, however the lens design is a major contributor with the glass elements expanding and contracting so there is design variable incorporated with this. Thus the lens' ∞ marking is an approximation, hence the need to pre-focus the lens. June recommends that photographers do their lens profiles in their photo editing packages so as to get the best results.

June summarised the technical aspects:

	<b><u>Birds</u></b>	<b><u>Close-up &amp; Macro</u></b>	<b><u>Nightscape</u></b>
<i>Camera:</i>	Nikon D850	Nikon D850	Nikon D3S
<i>Lens:</i>	300mm f2.8 with 1.4 X Teleconverter	105mm f2.8 Macro Lens	24~70mm Lens set at 24mm
<i>Mode:</i>	Manual with Auto ISO	Aperture Priority	Manual Mode
<i>Metering:</i>	Matrix	Matrix	ISO5000, White Balance 4000K
<i>Artificial Lighting:</i>		Off Camera flash for moving subjects in Manual Mode	
<i>Shutter Speed:</i>			1/13 <sup>th</sup> to 1/20 <sup>th</sup> second

Following June's presentation she responded to a variety of members' questions on such topics as: Photographing Frogs; Use, Placement of Off Camera Flash; Types of Lens (Prime, Telephoto); Gimbals.

Chairperson, Brian Harvey, concluded the evening thanking June for a very interesting evening that challenged the members to work harder in capturing their subject in this very small world of nature, close-up and macros and nightscapes. June replied that photography is all about enjoying yourself and making the most of the time whilst out on the shoot. Thank you June for your time and sharing your images with us.

***Editorial Note:*** All images appearing in "***Nature Photography***" are the works of June Andersen and are reproduced with her kind permission. No images cannot be used, copied or otherwise reproduced without June's expressed and written permission. (*Editor, Wollongong Camera Club*)

## **Friday, February 19<sup>th</sup> 2021**

A hot summer's evening 13 members and 2 visitors arrived at the University of Wollongong's Sports' Hub for a night of Sports' Photography. After the normal COVID and Club sign-ins the group made its way across the indoor sports venue to the WIRD (Wollongong Illawarra Roller Derby) area. WIRD team member had already commenced their training going through a warm up session. The Club members and visitors were warmly greeted by one of the senior WIRD members who



outlined the safety regions and a few dos and don'ts. This short introductory time was essential so that both the roller derby members and photographers didn't come in contact at a high speed.

After group photography time it was up to each member to find their position, on the floor level or shooting down from the mezzanine level into the action.

The WIRD team spent time warming up, before splitting into several groups to practice the many drills required. Towards the end the Roller Derby

members provided the photographers with many 5 minute team game routines.



Wollongong Illawarra Roller Derby (WIRD) Training Session Outing Attendees (*Photographer: Ruth Brooks*)



track, sitting in the goal nets and even from floor level.

This outing provided the Club members to share ideas, talk technique stuff and generally have a good shoot session whilst keeping in mind both theirs and the Roller Derby's safe work zones. There were many usual photographic angles at hand; from above, along the walls, around the



The Pep Talk



Blocking Action.  
"Don't Let Them Through!"



Skates Rolling.

Thank you to WIRD team allowing the Wollongong Camera Club members access to your training session.

## **Tuesday, February 23<sup>rd</sup> 2021**

Club President Brian Harvey opened this evening's Photography Group's meeting with a warm welcome to the 29 members attending a face to face meeting in almost a year, as a result of the COVID-19 Pandemic. Among the attendees were 3 new members and 3 people that joined the Club in the last couple months of 2020. Brian mentioned that he had missed not physically meeting, with ZOOM Conferencing throughout 2020 keeping the Club alive. However nothing beats a physical meeting and personal interactions. During the past 5 months the Club's membership has been bolstered with 9 new members.

This 2021 meeting was to be different from what the members had experienced in past. Government Health Regulations were still in place, though some items had been relaxed, restricting how a venue could hold meetings in a "COVID Safe Place". So it was face masks, social distancing (1.5 metres apart), chairs in set positions and no supper served.





Brian mentioned there were 3 apologies; Ann Lamb, Luke Molloy and Kathy Pond.

### **Business:**



Brian mentioned the following:

#### Club Outings.

-  Feb 19<sup>th</sup>, WIRD Roller Derby at UOW Sports' Hub. Kaz gave a brief report on the evening.
-  Upcoming Outings. Merry Beach (March ), Minnamurra Rainforest (March). Brian noted that fungi are coming out so now's the time to go hunting.




#### PG 2021 Programme.

-  March Competition, "Nature". Brian encouraged all to visit the Club's website and to carefully read the guidelines for "Nature" photography. He stressed that entries need to meet the criteria as set out.
-  March Presentation. "Minimalism" with Meredith Schofield a local photographer.

-  2021 AGM. Tuesday, March 2<sup>nd</sup> 2021 at Figtree Heights primary School commencing at 7:30pm.

### ***Our Judge: Dianne Goodman***

Brian introduced our judge for the evening, Dianne Goodman who is a Visual Arts & Photomedia artist and educator. She is interested in hands-on learning and marvel at the insight artists' gain about themselves when working and playing throughout the creative process. Like the journey of life itself, every artwork, every image, every project, reveals the self as a work-in-progress!



Much of her work visually explores notions of place, identity and memory in relation to specific places and subjects she has photographed over time. For the 35 years she has been photographing, with her work shifting from analogue darkroom based imagery to digital practice. Manipulation of the image has always excited her, no matter what medium. The push and pull of watercolour, photographic and drawing technology invites creative expression and enables the visual language of the artist/photographer.

### ***Competition: "Open"***

Dianne thanked the Club for the invitation to critique the members' images and commented that it was hard to decide the final images in all sections.



### **Digital Images:**


Dianne said that she has written extensive comments for the Digital entries (found on the website) and mentioned that she was looking for the way the photographers had used the lighting and composition to create a narrative with their images. She was looking how the photographers' created a mood and build upon it for the final image.

Dianne consistently asked "... what is being presented to the viewer?" To her this is the fundamental question all photographers need to ask themselves before operating the shutter and enhancing the story through post editing. To her it's about creating a journey for the viewer with the photographer, through their skills, guiding the viewer to where and how that journey should be.

Dianne highlighted several areas where the photographers could improve. Time of Day, the time the image was taken and how that relates to the light's temperature and colour. Early morning/late afternoon warmer, softer lighting with harsh blue cooler lighting throughout the middle of the day will have a bearing on the image. Lighting creates mood. Dianne also mention "... what the background ..." by looking throughout the image before shooting and taking evasive actions (moving to side, another angle or viewpoint, using a shallow Depth of Field/Aperture), to eliminate as much distractions in the background as possible. Another catch cry for the evening was "... where's the Centre of Interest?" Dianne said that the viewer needs to look around the image but at the end their eyes need a place to rest. Does this happen in your image?



Dianne's Digital Awards were:

Digital All Grades Awards	
	<b>Best In Section:</b> <b>“Corner Store”, Raymond Clack</b>
	<b>Merits (9):</b> Raymond Clack, Kaz Childs, Joe Cremona, Ann Lamb, Geraldine Lefoe, Luke Molloy, Vivienne Noble, Tim Porteous, Clara Soedarmo, Cheryl Thompson
	<b>Credits (5):</b> Elaine Duncan, Colin Marshman, Sue Martin, Les Schumer, Dylan Tate
	<b>Entries received:</b> <b>34</b> <b>Entrants:</b> <b>34</b>

The judge's comments for Ray's Digital Best In Section were: “What a wonderful narrative and what great choices you have made to support and depict your vision. Technical and creative aspects of this image combine to portray a strong sense of memory, time and place. Beautifully composed to create a sense of depth, not only in terms of space, but in terms of the narrative that unfolds as the viewer's eye traverses all areas of the picture frame. The texture, colours and details captured within this image provoke the imagination and engage the senses, as a means of either stepping back in time, or re-imagining a past time. Perfectly exposed, focused and rendered! Excellent work!”

## Prints:


### ***Colour Prints***

In the Colour Print categories, Dianne again mentioned several areas cover in the Digital category; Centre of Interest (CoI), Composition, Depth of Field (DoF) and Time of Day. She asked “... where is your CoI?” My eyes travel around but there is no key element to rest at. She said this is important, especially to the story line for the viewer to know why you are placing your image before them.


Bold colours, along with striking shapes, grab the viewer's attention so look for these key elements within your image to draw the viewer, but beware of their placement as they can be just as much as a distraction as they are an attraction. Use the scene's colours as the viewer's invitation to come and look at me. Just as bold colours “hit you in the face”, subtle colours with bring a sense of harmony and peace.

When it comes to composition, the final image format is just as important. Dianne mentioned that the format (landscape, portrait, square, panoramic, etc) can be used to draw the viewer to the key elements/shapes of the image. Try different formats before deciding upon the final image.

Dianne's Colour Prints' Awards were:

Colour Prints “A” Grade Awards	
	<b>Best In Section:</b> <b>“Monarch Butterfly”, Joe Cremona</b>
	<b>Merits (4):</b> Joe Cremona, Brian Lefoe, Helen Robinson, Cheryl Thompson
	<b>Credits (2):</b> Geraldine Lefoe, Vivienne Noble
	<b>Entries received:</b> <b>16</b> <b>Entrants:</b> <b>16</b>

In Colour Prints “B” Grade 2 entries were registered digitally however they were not received on the Competition Night as a physical Print entry for the judge to critique. Members are reminded that in 2021 the physical Print is also required for all Monthly Pointscore Competitions.

Colour Prints “B” Grade Awards			
	<i>Best In Section:</i> <b>“Industrial Sheds”</b> , Lynley Olsson		
	<i>Merits (3):</i>	Lynley Olsson, Kaz Childs, Tim Hoevenagel	
	<i>Credits (3):</i>	Wayne Fulcher, Graham K Hamilton	
	<i>Entries received:</i>	<b>12</b>	<i>Entrants:</i> <b>10</b> <i>Not Accepted:</i> <b>2</b>

### Monochrome Prints


Dianne’s initially comment on the Monochrome Prints “A” Grade was that they were highly competitive resulting in a difficult choice of her final Awards.

Dianne’s general comments on both “A” and “B” Grade entries took similar lines to her previous Digital and Colour Prints of CoI, DoF and composition. She suggested that photographers consider the use of tools within in their Photo Editing Packages especially for contrast and dodging/burning local areas for enhancing the image.


Dianne asked several new questions, like “... where’s my (the viewer’s) focus to be?” and “... can I enhance the image?” These may sound simple however in realty they are overlooked. Both situations have a bearing upon the image’s drawing power upon the viewer. So it’s worth the time to learn to use such tools. Dianne’s thoughts upon composition was that keeping it simple always working. Too many elements confuse the viewer, harder to read the image and understand the storyline. Remember, if it isn’t needed, leave it out. How? Start with your camera skills; look for a different angle of view (if possible), or a different angle to eliminate/reduce the distraction’s effect. Complete the task with your Post Production editing (cropping, adding a blur or some other effect).

One sure way to creating viewer attention is to capture human interest subjects. It’s important that there is a relationship between the subject and the photographer, either in a direct way (looking at the camera) or indirectly (sport’s event). People love people. Textures and contrast play a big role in this, so look around the image’s environment for the best/complimentary lighting conditions. Subtle shadows can produce great textural details.

Dianne’s Monochrome Prints’ Awards were:

Monochrome Prints “A” Grade Awards			
	<i>Best In Section:</i> <b>“3D Lines and Patterns”</b> , Matt Dawson		
	<i>Merits (5):</i>	Matt Dawson, Ruth Brooks, Brian Lefoe, Helen Robinson, Cheryl Thompson	
	<i>Credits (4):</i>	Elaine Duncan, Geraldine Lefoe, Vivienne Noble, Les Schumer	
	<i>Entries received:</i>	<b>16</b>	<i>Entrants:</i> <b>16</b>

In Monochrome Prints “B” Grade 1 entry was registered digitally however it was not received on the Competition Night as a physical Print entry for the judge to critique. Members are reminded that in 2021 the physical Print is also required for all Monthly Pointscore Competitions.

Monochrome Prints “B” Grade Awards			
	<i>Best In Section:</i> “A Country Education”, Kaz Childs		
	<i>Merits (3):</i>	Kaz Childs, Wayne Fulcher, Ann Lamb	
	<i>Credits (3):</i>	Monte Hunt, Valerie Porter, Clara Soedarmo	
	<i>Entries received:</i>	<b>12</b>	<i>Entrants:</i> <b>11</b> <i>Not Accepted:</i> <b>1</b>

Brian Harvey concluded the formal Competition evening thanking our judge, Dianne Goodman, for a good night with very extensive comments on the entries.

Before wrapping up the evening Brian said that this meeting was his last official evening after 50 years as member of the Wollongong Camera Club. He said it was time for others to continue the Club’s longevity and the legacy the Club has had upon all members (past and present) and the community. Brian thanked Kath, his wife, allowing him to be a part of the Club. He also thanked the 2020/21 Committee members for their support during a very testing COVID-19 pandemic.

Brian asked all members to assist with the pack up, clearing adhering to the Club’s new COVID Safe Place procedure with cleaning, packing, storing equipment and most importantly social distancing.

Thank you Brian for your leadership and service over the past 50 years, happy retirement.

## **POINTSCORES: February 2021**

### **PRINTS:**

#### **Colour Prints “A” Grade:**

6	Joe Cremona	3	Vivienne Noble	1	Jill Bartlett
5	Helen Robinson	1	Dawne Harridge	1	Sue Martin
5	Brian Lefoe	1	Les Schumer	1	Tim Porteous
5	Cheryl Thompson	1	Brian Harvey	1	Colin Marshman
3	Geraldine Lefoe	1	Elaine Duncan	1	Matt Dawson
		1	Ruth Brooks		

#### **Colour Prints “B” Grade:**

6	Lynley Olsson	3	Wayne Fulcher	1	Val Porter
5	Kaz Childs	3	Graham K Hamilton	1	Clara Soedarmo
5	Tim Hoevenagel	1	Monte Hunt	1	Raymond Clack
		1	Alex Dawson		

#### **Monochrome Prints “A” Grade:**

6	Matt Dawson	3	Les Schumer	1	Jill Bartlett
5	Helen Robinson	3	Geraldine Lefoe	1	Sue Martin
5	Ruth Brooks	3	Elaine Duncan	1	Dawne Harridge
5	Brian Lefoe	3	Vivienne Noble	1	Tim Porteous
5	Cheryl Thompson	1	Joe Cremona	1	Colin Marshman
		1	Brian Harvey		

### **Monochrome Prints “B” Grade:**

6	Kaz Childs	3	Val Porter	1	Alex Dawson
5	Wayne Fulcher	3	Clara Soedarmo	1	Michael Cherviakov
5	Ann Lamb	1	Lynley Olsson	1	Raymond Clack
3	Monte Hunt			1	Tim Hoevenagel

### **DIGITAL:**

6	Raymond Clack	3	Elaine Duncan	1	Brian Lefoe
5	Kaz Childs	3	Dylan Tate	1	Val Porter
5	Joe Cremona	3	Colin Marshman	1	Jill Bartlett
5	Geraldine Lefoe	3	Sue Martin	1	Sue Shaw
5	Ann Lamb	1	Dawne Harridge	1	Kathy Pond
5	Clara Soedarmo	1	Monte Hunt	1	Ross Bembrick
5	Tim Porteous	1	Brian Harvey	1	Graham K Hamilton
5	Vivienne Noble	1	Bruce Shaw	1	Carolyn Womsley
5	Luke Molloy	1	Lynley Olsson	1	Michael Cherviakov
5	Cheryl Thompson	1	Alex Dawson	1	Matt Dawson
3	Les Schumer	1	Ruth Brooks	1	Tim Hoevenagel
		1	Joseph Baez		

### **2021 Competition Details: March**

Competition:	Subject	“Nature”	<i>Set Subject</i>
--------------	---------	----------	--------------------

### **Monthly Competition On Line Entry Registration Closing Dates:**

<u>Section</u>	<u>Closing Date &amp; Time/Comments</u>
<b>Digital:</b>	<b>2<sup>nd</sup> Tuesday of the Competition Month. Closing Time: 11:45pm</b>
<b>Prints;</b>	
<i>On Line Registration</i>	<b>2<sup>nd</sup> Tuesday of the Competition Month. Closing Time: 11:45pm</b>
<i>Entry:</i>	

All 2021 Monthly Competition Entry/Entries, Digital and all Print Classifications, are by the “On Line” Registration and Entry Form found at the Club’s website;

### **Competition Subject Guidelines.**

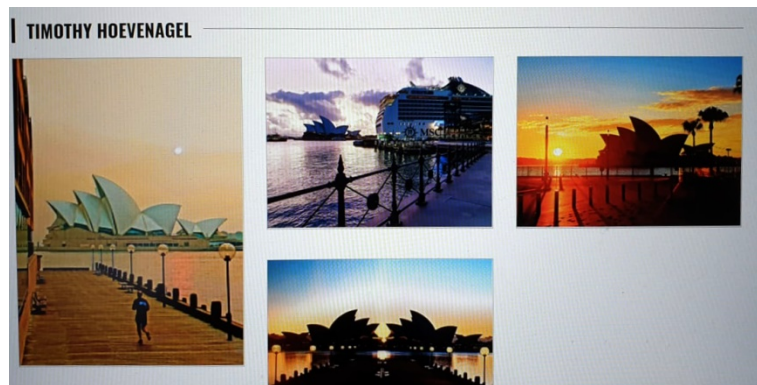

All members are encouraged to view the Club’s website (<https://wollongong.myphotoclub.com.au/>) and click on the “Calendar” to view the recent change/s to competition guidelines.



## **Member Achievements**

### **Tim Hoeveneagel:**

Photographer of the Year 2020 Awards – Presented by Nokia



Tim received a “Commended” in the Mobile section for his “Opera House Sydney in Pose” series.

Congratulations Tim. Your photography has taken giant steps in recent times. Keep up this great work.

### **Gerry Lefoe:**

#### **WORLD PHOTO ADVENTURES PHOTO COMPETITION – 1<sup>st</sup> Place**



Many images were so close, but in the end, there can be only one winner. The Leal family loved this image for its unique 'wow factor'. It is an unconventional capture of a scene that most of us have experienced. Thought has gone into the best shutter speed, to offer a different motion effect, in comparison to the normal super fast shutter speeds used in these situations. This is backed up with simple but very effective processing.

**Well done Gerry!**

Congratulations Gerry! We know you will have a fantastic time on Lady Elliot Island, enjoying all meals, flights and one on one workshops, valued at \$10,000.00.

### **Brian Lefoe:**

#### **WORLD PHOTO ADVENTURES PHOTO COMPETITION – 2<sup>nd</sup> Place**



#### Comments:

Brian Lefoe - this may start a family feud, but we loved Brian's entry due to the great story told and excellent processing.

We (the Leal Family) look forward to hearing from Brian as to his conversations with the competition winner... LOL

World Photo Adventure is an Australian photographic tour and workshop company from the Leal Family; Darran, wife Julia and sons Pearce and Frazer. Darren commenced teaching in 1981 and the family has since conducted hundreds of workshops and tour.

### Australian Photographic Society's Penguin Bloom Photographic Competition 2020

A big congratulations to all APS members who won tickets (and the book) to see the movie Penguin Bloom.

Photographer	Entry	Award
<u>Club Members:</u>		
Sue Martin	Mine	1 <sup>st</sup> Place
Les Schumer	Catch	Equal 5 <sup>th</sup> Place.
<u>Past Club Member:</u>		
Craig Parker	All Alone On An Iceberg	3 <sup>rd</sup> Place

### NYC Exhibition Brooklyn 2020 Results

The NYC Exhibition is an inspirational photography community based in New York City, believing in bringing the world together through photography and relationships. Their Mission is to promoting the art of photography and international friendship among photographers from all over the world.

Photographer	Section	Entry	Award
<b>Kaz Childs</b>	Nature	Otterly Delicious	Acceptance
	Open Colour	Serenade	Acceptance
<b>Sue Martin</b>	Open Colour	Bermagui Sunrise	Acceptance
		Lorikeet on Red Hot Poker	Acceptance
		Three Apples on a Plate	Acceptance
	Open Monochrome	Jack and Jill in the Hatbox	Acceptance
	Photo Travel	Riomaggiore	Acceptance
		Down the Hill	Acceptance
	Photojournalism	Rescue Dog	Acceptance
		Sandon Point Surfer	Acceptance
	Nature	Coot Family	Acceptance

Congratulations to both Kaz Childs (2) and Sue Martin (9) for their Acceptances

Receiving Awards and Acceptances in this Competition were a former member, Craig Parker MPSA, BPSA, EFIAP/b, APSEM (11), and close Club friends John Alessi (3) and Leanne Alessi EFIAP/Silver, PPSA, GMAPS & EMFCC (8).

Photographer	Section	Entry	Award
Craig Parker	Photojournalism	Surfboat No.9	MOL-Gold
		Yass Rodeo No.6	Acceptance
		Oran Park 01	Acceptance
	Photo Travel	Kayaking Svalbard No.20	Acceptance
		Lone Gentoo On Iceberg No.2	Acceptance
		Polar Bear No.40	Acceptance
	Open Colour	Polar Bear No.27	Acceptance
		Weaverbird Hanging On By One Leg	Acceptance
	Open Monochrome	Stand On One Leg Scratch	Acceptance
	Nature	GB Heron Eating Fish	Acceptance
John Alessi	Photojournalism	Launch And Re-Entry	Art Bureau Silver
		Wakeboard Mistake	Acceptance
	Open Monochrome	Freedom	Acceptance
Leanne Alessi	Open Colour	Forgotten Doll	Acceptance
		The Look	
	Open Monochrome	Fantasia	Acceptance
		Sails Of A City	Acceptance
		The Phantom Revisited	Acceptance
	Photojournalism	Quest for Gold	Acceptance
		Gallant Effort	Acceptance
		Close Call	Acceptance

## HAVE YOU GOT YOUR CLUB CLOTHING?

### Polos, Jackets & Caps

Club gear available - any colour you like as long as it's black!



Find the details & order form under Quick Links on the WCC website

The Camera Club has a variety of clothing (Polo shirts, Jackets and Caps) available for purchase. Each item comes with the Club's logo embossed into it, great for outings and Club activities in the public arena.

For more details and ordering information, visit the Club's website, or use the following link:

<https://wollongong.myphotoclub.com.au/wp-content/uploads/sites/80/2020/05/WCC-Apparel Catalogue May 2020.pdf>

# OUR SPONSORS

The Wollongong Camera Club is proudly supported by the following:




<https://www.photomart.com.au/>



<https://www.camerahouse.com.au/store/campbelltown>



<http://malcolmfackender.com/>



<https://www.onlinecameraed.com/>

When considering your next printing requirements, photographic equipment, photographic tutoring or Travel then please support one of these Photographic Companies.