



IN FOCUS

PHOTOGRAPHY GROUP

MONTHLY NEWSLETTER

Website: <https://wollongong.myphotoclub.com.au>

Contact Phone Number: 0409 744 071

March 2021

Edition: 2021/03

In This Issue:

Tuesday, March 5 th 2021 - AGM.....	4
Tuesday, March 9 th 2021.....	8
Weekend, March 12 th ~ 14 th 2021.....	11
Tuesday, March 23 rd 2021.....	12
Saturday, March 27 th 2021.....	16
Tuesday, March 30 th 2021.....	17
POINTSCORES: March 2021	17
2021 Competition Details: April	18

CLUB MEETINGS

2nd and 4th Tuesday of Each Month
at 7:30pm

ALL Public Meetings are
School Hall

*COVID-19 Restrictions with
a Safe Venue Plan in Place*

Some Meetings May Be Conducted Online
Using Zoom Conferencing/Meeting.
Please check the Club's Calendar for any changes

Please Note:

With the Government's easing of COVID-19 Restrictions some Club Activities are being held where "Social Distancing" Regulations can and must be adhered to.

PHOTO GROUP DIARY

April 2021

PHOTOGRAPHY GROUP
MEETINGS have returned to the
School Hall.

July Monthly Competition On Line
Entry Closing Date & Time:
(11:45pm)

Tues 13th

All Prints Classifications and the
Digital Classification.

Tues 13th

**"Landscape Photography; The X
Factor"**
Colin Talbot

Sun 18th
Outing

(10:00am)

**Darkes Orchard Appleshack &
Maddens Falls.**

Glenbernie Orchard, 259 Darkes
Forest Road, Darkes Forest NSW
2508

Tues 27th

Monthly Competition: "Open"
Judge: Linda Fury

Email Contacts:

General
Enquiries: secretary@wollongongcameraclub.org.au

Competition Entry (On Line)

Competition
Enquiries: photocomp@wollongongcameraclub.com

Newsletter Editor: editor@wollongongcameraclub.com

2021 Membership Fees

Member: \$75.00

Pensioner: \$65.00

Family: \$110.00

Student: \$45.00



We welcome the following new members to the Photographic Group:

Michelle Hourigan, Kerrie Faulkner and Tobias Moore.

Looking forward to meeting at our regular meetings.

Dates For Your Diary

May 11th 2021: “International Presentation From England, Colin Harrison”



Colin is a highly respected and Photographically Honoured English photographer. He will be with on this evening via the magic of Zoom On-line Conferencing.

At the current time no decision has been made regarding whether Wollongong Camera club members will be meeting in the School Hall or if this will be a “at home on Zoom’ evening. More details to follow.

Slow down & lights on please

It’s been awhile since we have had our meetings at the school hall. It’s getting darker, limited yard lighting and fellow members are in dark clothes.

- 🚗 If you are driving in the carpark, then please take extra precautions and look out for your fellow member and visitors;
- 🚶 If you are walking and want to talk to other members in the carpark, please find a good spot so you can be seen.




Thank you. Your fellow members and visitors will appreciate your assistance.

CLUB OUTINGS:


2021	Location	Notes	
27 Mar (Sat)	Minnamurra	Falls Walk	FREE. Bookings NOT required Car Park fees apply.
18 Apr (Sun)	Darkes Forest	Apple/Berry Picking & Maddens Falls	\$12 per person. BOOKINGS REQUIRED
15 May (Sat)	Berrima	History Walk	FREE. Bookings NOT required
05 Jun (Sat)	Picnic Island & surrounds	Windang	FREE. Bookings NOT required
26 Jun (Sat)	Hawkesbury Showground, Clarendon	Winterfest	Pricing varies. BOOKINGS REQUIRED
30 Jul – 01 Aug (Fri – Sun)	Katoomba	Landscape workshop	CANCELLED
Rest of 2021	All over the place!	TBC	Watch this space...

END OF AN ERA

2021 is Brian Harvey's golden anniversary (50th) as member of the Wollongong Camera Club having joined in 1971. During his time at the Club he has seen many new members join, some staying, others leaving. Many current members will know Brian through his role as President and the Club's Web Strategist. However this is more;



Photographically:



"Playtime"

1996 Small Print of the Year
Year trophy back in 1978.

Brian's photographic achievements have seen him being awarded:

- 1974 Slide of the Year, "Tree Bark"; and
- 1996 Small Print of the Year, "Playtime".

He has also won:

- 1972 Colour Slide Pointscore; and
- 1990 Colour Print Pointscore.

Brian has also been awarded:

- 1998 Movie Makers "Most Improved" Award

Brian's images have also been a part of the Camera Club's Club entry into the annual FCC Interclubs, the recent APS Club Challenge as well as the personal entries in the APS National and SIEP.

Brian and wife Kath donated the current Colour Print "A" Grade of The

Brian was awarded with Life Member of the Wollongong Camera Club in 1984 for his service to the Club.

Administration:

Brian has served the Club in many position, portfolios, over the years has been:

- President on 7 occasions total of some 13 Years;
- Secretary on 4 occasions with a total of 7 years;
- Numerous years in other capacities on the Management Committee.

Brian has also been actively involved in Club managed external activities such as:

- The Mt Keira Scout Camp Instructional Weekends (1977, 1979, 1986);
- FCC Mt Keira Scout Camp Instructional Weekend (1981)
- SIEP (Sydney International Exhibition of Photography) 1994.

Wollongong has had a good relationship with the Australian Photographic Society (APS), especially during the golden days of the 1980's which Wollongong had the organising responsibilities. Brian was a member of the:

- 1982 APSCON Organising Committee (Programme and Social Activities);
- 1988 APS 13th National (Slide Group Co-Ordinator);
- 1995 APS 20th National (Side Group Co-Ordinator);
- 2000 APS 25th National Organising Committee.

Brian is warmly remembered for being the Bus/Coach driver on Club outings and the Mountain-to-Mountain Fun Run during the 1980s ~ 2000s.

During his 2006/2008 Presidency Brian saw the gradual demise of film slides when in 2006 only 65 entries were received for the complete year. During this period Brian saw the emerging threat to traditional (film) photography, not only on the horizon but rushing towards the Camera Club movement. In late 2006 it was decided the film Slides would cease and the Club embrace the new digital medium with 271 EDI's entered, a

huge turn around in entries. In those days a member could enter 4 images in each category (Slide, Colour Prints, Monochrome Prints or Small Prints).

2016 challenged Brian to look for another way for the Club to manage its competitions and provide the membership be quick communications through "Postings". Brian had seen a new, local Australian Competition Software package that would tick most of the Club's requirements being provided outside, reducing selective members time in co-ordinating, creating pointscores and more. Then in 2017 the Club took up the MyPhotoClub (MPC) and since then life is easier for most.

2020 saw another challenging year with the COVID-19 Pandemic effectively ceasing the members from meeting together. Always a visionary, Brian with the assistance of Geoff Gray and John Devenish, sought ways to keep the Club meeting, hence the online meeting using ZOOM Conferencing. A great step that keep Wollongong Camera Club members enthused, encouraging their photography and going; when other Clubs had to shut down their activities.

Everyone knows Brian loves technology and ever challenging us with things he has seen, read and dabbled in of the years, all aimed at encouraging and pushing members to further their photographic skills whether it be in camera, picture taking set-ups or editing.

It would be amiss of me not to thank Kath, Brian's wife, for her support of Brian over the past 5 decades. As a young member I can still remember of ladies; Kath Harvey, Estelle Brooks, Thelma Smyth, Fran Kimmins and Betty Beesley, in the kitchen preparing meals, morning and afternoon teas at the Club's many activities such as the Mt. Keira Scout Camp Instructional Weekends, The APS National Judging weekends.

Brian has led the Club through many challenging situations, enjoyed golden periods of growth and developed and encouraged the membership whenever he can to further their skills. He is a visionary with some unique talents and the Club is the richer for it.

Thank you Brian for your life of service to the Club and hope that you can now take it a little slower. But somehow I get this feeling that you will be continuing to encourage the membership with your emails of "what I have seen/read".

It is a great honour that I have served with Brian over the years as he coached us by example and enthusiasm. It's a privilege to have him as a friend, mentor, photographer and being able to share our great hobby together.

We wish you and Kath all the best for the future.

Bruce Shaw

Public Officer

Editor

Tuesday, March 5th 2021 - AGM

President Brain Harvey welcomed the 12 Club Members who attended the 2021 AGM at Figtree Heights Primary School. It was announced that five apologies had been received from Helen Robinson, Kathy Pond, John and Ann Devenish and Aleita Hogan. Jim Ollis had also registered his inability to attend.

BUSINESS:

The 2020 AGM Minutes were presented for approval with a small amendment to the A12 Annual Statement signing "as presented to and responded to by members on email" Both amendment and Acceptance of the 2020 Minutes was passed.

REPORTS:

President and Web Strategist's Reports:

As this will be my last report as President/ Web Strategist for the Club, I have summarised the last 5 years as far as I have been involved.

In 2015 I started to look at how we could improve management of the day to day operations and competitions. By 2016, I had a small team around me to investigate the MyPhotoClub software for membership and competition control.

It was important to see how it could change the way the Committee and Competition teams work. After a year of trialling and customising the software we were able to fully test and able to confirm that, as value for money and scope of work, this was the software we should use for the future structure of the Club.

Our first competition was in Feb 2017 where it proved very successful with the new teams handling their new roles on MPC.

From then on over the next 4 years, various improvements and stability of the system have been undertaken. The role of Web strategist created by the Committee was introduced in 2018, to centralise the role I was playing and trying to come to grips with online social media and upgrades to the system.

Currently, the MPC system is managed well by the responsible officers appointed by the Management Committee to grade members, conduct competitions and handle membership finances without any day to day help by the Web Strategist.

The Web Master has full working knowledge to handle the day to day operation of the MPC system and will be available to deal with queries etc.

By March 2020 it was becoming evident that no one would act as President and so as it was necessary to save the Club from being disbanded I accepted the nomination for 12 months only.

Then due to the CoVid pandemic we lost use of the school hall and so it was necessary in my role as Web strategist to research and setup the online Club presence using the internet.

I selected Zoom as a tool to manage both the Club meetings and use of MPC via online judging. This has proved very successful and enabled a successful year of programmes and competitions to be conducted. Control of the Zoom meetings is now handed over to the Zoom Team for the Photography and Movie Makers groups.

Now we enter a new phase and as the Club now has the systems in place to conduct the weekly programmes and social media, I feel my role as Web Strategist has been fulfilled and it is no longer necessary for the Club to maintain this position. The Club can run in the hall or online as necessary, however the use of Zoom at a Hall meeting has yet to be tested fully and I would suggest that for future Zoom/Hall meetings an investment in better equipment should be investigated.

I therefore request that this role now be removed from the Club Management Teams from 2nd March 2021.

I look forward to having a fuller participation as a club member in the competitions and speaker talks.

Many thanks to the Club Management for giving myself and other Club members the opportunity to embrace online tools and to enable the Club to be more viable than it was 5 years ago.

Brian Harvey
President
Web Strategist

Movie Makers:

This year has seen an abrupt change in the way we meet as a club as SARS-CoV-2 forced a fundamental change to how we meet. We have gone from "upfront and personal" to "distanced and remote".

Actually, this has not been all bad. We have learned a new skill, how to meet by ZOOM! Specifically, this medium has kept the Movie Makers in contact and able to continue meeting without a break. Fortunately, to my knowledge, we have not been touched by the virus' disease itself.

Meetings have followed the programme as faithfully, as if we had met as usual in the school hall. The usual numbers have attended meetings, some from afar. Members from other clubs have been able to attend without needing to travel.

One aspect of this year's programme of having members tell their "video story" worked well with most members giving a good account of their interest in photography, both video and still images in audio visual presentations.

Guests Gretel and Callum Harvey were introduced and invited to show their 6 minute video. This highlighted the ability to make a high-quality video, with passion, from scratch. This worked well over ZOOM.

The Midyear Competition in July ran well on ZOOM with members' videos being shown without overmuch ZOOM hesitation. The video hesitation is worst where members have a slow, or otherwise poor NBN or WiFi link. Overloading the home NBN connection with multiple users caused stuttering of vision and sound too.



With the restrictions on travel members examined more closely things local or worked on "file footage".

During the COVID-19 lockdown, subjects ranging from Route Generator, Timelapse and Titling were successfully demonstrated and discussed. The monthly topic video challenges were well supported by the members, with some worthy of the Club's archives to record this unusual year.

The first MM meeting of 2021 ran on ZOOM. It was a successful and entertaining meeting with a full house of ten regular participants.

The Movie Makers' Group has had a great year given the restrictions imposed and observed by SARS-CoV-2.

John Devenish
Chair Movie Makers

Photography Group:

The Photo Group has had a surprisingly good year considering the challenges we've all faced since this time last year.

Meetings continued on Zoom, ably managed by Zoom Master Brian Harvey assisted by Geoff Gray and Tim Porteous. Attendance was good at every meeting. This year Sue Martin and John Devenish are managing a reduced number of Zoom meetings.

This year Kaz Childs volunteered for the role of Marketing Director. She has made use of our Facebook page to attract new members and has designed and printed some very attractive advertising flyers and organised their distribution. The Creative Container exhibition organised by Kaz was a success. It increased awareness of our Club and resulted in a number of membership enquires resulting, thus far, in two new members. Kaz has also acquired four new sponsors for our club, making a welcome addition to our finances. Kaz has also organised Field Trips at least once a month which have been well attended and many of which were attended by one or more new members.

Sue Souter continued the job of Photo Group meeting organiser but got off rather lightly this year because we didn't have physical meetings.

Jill Bartlett volunteered to organise speakers for the meeting on the second Tuesday of the month. Our first speaker was June Anderson from Zoom. I'm sure that everyone learned something from her talk.

This year we are having four special meetings focussing on Creative Photography. We hope that many members will attend the meetings and get involved. We are looking forward to more good things in 2021.

Ruth Brooks

TREASURER'S REPORT:

Treasurer Sue Martin presented the Financial Statements noting key activity points for the past 12 months:

- ☞ Club Visa Cards set-up for routing payments (Zoom, petty cash items);
- ☞ Very few non electronic payments are left.

Sue reported a large portion of members had paid their 2021 Subscription before the end of 2020, leaving just 9 members unfinancial after January 1st 2021. She also noted the Club's venture to Sponsorships had helped the Club's bottom line and thanked our 4 Sponsors (Macarthur Camera House, PhotoMart, Malcolm Fackender Photography & Travel and On Line Camera Ed.).

The Treasurer's Report and the 2020 Financial Statements were passed by the members present.

ELECTION OF MANAGEMENT COMMITTEE:

President Brian Harvey invited the Public Officer to chair this part of the meeting. Before conducting the election, Bruce Shaw thanked the outgoing Management Committee for their work during 2020 and the challenges of the COVID-19 Pandemic.

Bruce addressed the meeting to thank President Brian Harvey, who in 2021 was celebrating his golden anniversary (50th Year) joining the Club in 1971. Bruce then announced a number of Brian's achievement, as an administrator and photographer over those 50 years. A full report is present elsewhere in this Newsletter.

Election of Management Committee. The following members were elected unanimously:

President:	Jim Ollis	Ordinary Members:	Tim Porteous
Vice President:	Andrew Gray		Kaz Childs
Secretary:	Ruth Brooks		Elaine Duncan.
Treasurer:	Sue Martin		

Brian returned to the meeting's chair to complete the evening's meeting. He congratulated the new Management Committee and thanked all for coming to the AGM.

INTRODUCING NEW MANAGEMENT COMMITTEE MEMBERS:



Jim Ollis
President

Jim is married (Robyn) and joined the Club in 1982, before re-joining the Club in 1999. Jim has served on several Club Committees during his time. Jim has undertaken TAFE Photography courses to develop and further his understanding and photographic skills. Jim is a long time Pentax photographer commencing with the ME (Film) to his current K5 III. These days he spends more time in front of a computer and less time in the darkroom of his former film days.

Over the years Jim has served on the Photographic Group Sub Committee. Jim views his 2021 election as President as an honour, endeavouring to continue to ensure that the Club continues to grow



Andrew Gray
Vice-President

Andrew and wife, Libby, joined the Camera Club WCC in 1980. He has been on the Club's Management Committee including President (1993/94). Pointscore winner (Slides A Grade 1987; Colour Prints A Grade 1985) and Images of the Year (Slides 1991 & 2005; EDI 2017 and Colour Prints 1988)

Andrew has extensive experience in home darkroom including developing slides (E6 process) and printing colour prints on Ilford Cibachrome, later switching to prints from colour negatives (C41 process). His digital journey commenced in 2006, however film wasn't far away with film panoramas on Linhof Technorama (617 format) until recently.



**Elaine
Duncan**

Ordinary
Member

Elaine is married with 2 adult children. She joined the Club in 2012 and has since won both the Colour Print B Grade (2015) and Monochrome Print B Grade (2016) Pointscores along with the3 Mono Print B Grade of the Year (2015). She loves animal photography along with travel, landscapes and developing her creative style.

Elaine is passionate about animals, especially cats. Works as a volunteer for Animal Welfare League photographing rescued kittens.

Tuesday, March 9th 2021

Newly elected President Jim Ollis opened this evening's Presentation evening with a warm welcome to all present. Jim mentioned that apologies had been received from: Brian Harvey, Bruce and Sue Shaw, Geraldine Lefoe, Dawne Harridge, Alison Hogan.

Business:

He ran through the current list of club activities and Kaz Childs let people know, for each activity, whether they needed to sign up in advance or just turn up. The activities are listed on the website.

Jim let us know that there is still time to get prints in to Wollongong library and that we will be having an exhibition in Wollongong courthouse in June.

Our New Leadership Team:

Jim Ollis introduced himself as Club President for 2021, and introduced Andrew Gray as Vice-President. Jim gave a brief overview of his history with the club and thanked the membership for the honour (and responsibility) of being president.

Our Presenter: Meredith Schofield

Jim then introduced our speaker, Meredith Schofield, who spoke to us about minimalism in photography. Meredith was introduced as someone with an exuberant personality with a strong community ethos who is passionate about photography. Meredith thrives on creating visual stories and her professional photography has centred on editorial and documentary photography for community non-government organisations as well as government work. Meredith has used the time from February-November 2020, when her work stopped suddenly because of Covid-19 to develop her professional qualifications to support her teaching and also to write a book, titled "Around Australia in 80 Clicks" detailing the trip Meredith, her husband and their dog completed in their 1975 Volkswagen Combi, coincidentally named Etta. The book will be published in October and Meredith invited us to the official opening in Thirroul, to be notified closer to the date.



Presentation: "Minimalism".

Meredith stated that she is not a minimalist photographer per se; however she uses the principles of minimalist photography every day in her work and noted that minimalism can be used in many genres of photography. She encouraged us to develop our own recognisable style.



Meredith asked the question: what do you think minimalistic images are? Answers included "clean, uncluttered, tonal, negative space, essential elements, many lack detail". Meredith confirmed these, adding that minimalist images are free of distracting elements, are sparse and simple, but can say a lot. They often use basic shapes, patterns or repetition and use negative space to convey a story


or feeling. She reiterated that good photography creates a mood or feeling and/or conveys a story to engage the viewer. Minimalist photographs can use scale to convey size or space, convey big ideas in simple ways and tend to isolate their subjects from surroundings. Line is often used as a strong compositional element, minimal or subdued colours or tones are often used and symmetry can be exploited.



The Wikipedia definition of minimalism was presented and summarised as breaking down the subject or story into its most simple forms, AKA “Less is more”. Meredith presented images or other photographers that displayed these themes and then moved onto her own work and how she utilises minimalism to create her signature style, which includes limited tonal values and limited, subdued colour palettes and spare landscapes, often shot wide to isolate the subject. She often includes people, animals or objects, often as silhouettes, to give a sense of scale and to connect the viewer to the image. She often varies the traditional positions of the horizon to create an effect and

uses mist and backlighting to create mood. She showed that black and white photography is good for minimalist photography as it can appear clean and simple, even if there is detail in some of the elements. She showed us examples where exposure controls (i.e. under or over exposure) and shutter speed can be used to effect to minimise distractions.

Meredith then showed how the principles of minimalism can be applied to portrait photography by using a shallow depth of field and minimal backgrounds and limited colour palettes. She stressed the importance of allowing negative space along the line of sight of the subject, to keep the viewer in the image. She showed that minimalism works well in architectural photography, with examples of images with strong lines, shapes and patterns and a sense of scale. She uses techniques of cropping in camera to isolate the subject and using polarising and red filters together to limit tonal values and create contrasty shots with intense black skies. She showed examples of still life photography, which is great for minimalism due to control over the subject.



Meredith confirmed the importance of the following in minimalist photography:

- † Composition;
- † Accuracy in exposure, focus and correcting distortions (unless using distortions or focus as part of the story or mood);
- † Minimise distractions within the image and be vigilant with edge distractions and cleaning your images of dust spots; and
- † Compose and crop in camera or in post-production to isolate the subject and remove distracting elements.

Meredith reiterated that the principles of minimalist photography can be used to enhance all photography to create a clean, strong story or mood and not overwhelm the viewer with details that don't enhance the narrative.

Meredith then went through her post-production techniques with us, with a live edit, displaying her philosophy of minimal post-production a swell.

A Quick Summary

Here's a quick summary of her Minimalism Presentation as a quick reference to planning your future "Minimalism" images.

What is Minimalism?

- Clean – a clear story
- Sparse
- Simple
- Using basic shape(s)
- Using pattern / repetition
- Using negative space to convey a story of feeling
- Using scale to convey size & space
- Conveying big ideas in simple ways
- Isolating subjects
- Using line as a strong compositional element
- Using symmetry
- Using minimal or subdued colour
- Breaking a story down into its simplest form

Things to consider:

- Composition must be bang-on!
- Accuracy is very important. Depending on the scene, pay attention to your exposure, focus and distortion corrections
- Minimise distractions

How to simplify a scene:

- Crop / recompose – in camera or in post-processing
- Zoom in
- Edit stuff out
- Control exposure (over, under, long...)
- Take control over the subject, for example in still life compositions
- Use the K.I.S.S theory – Keep It Simple, Stupid!

The golden rule: LESS IS MORE

Elements of minimalistic design can be used in all types of photography.

During capture

- Don't confuse the viewer
- Lead the viewer cleanly through the image
- Don't overwhelm with too much information
- Be concise – have a clear story or feeling
- Limit distractions that don't enhance the narrative
- Use strong design elements & compositional technique

During Post-Processing:

- Remember, less is always more
- Don't let your processing overwhelm or distract from the subject
- Be consistent (if you are creating a series), but
- Don't become a one-trick pony!
- 'Garbage in, garbage out' – don't waste your time trying to rescue images that just aren't working
- Crop cleanly
- Straighten your horizons unless they're not straight for an intentional mood or story
- Watch your edges
- Limit distracting elements

Jim thanked Meredith for her informative and entertaining presentation.

Editorial Note: All images appearing in the "*Miminalism*", except Meredith's portrait, are the works of Meredith Schofield and are reproduced with her kind permission. No images cannot be used, copied or otherwise reproduced without Meredith's expressed and written permission. (*Editor, Wollongong Camera Club*)

The editor acknowledges the meeting's report has been provided by both Kerry Gilmore and Kaz Childs. Thank you ladies for helping out, with short notice, on the reporting of this evening's presentation.

Weekend, March 12th ~ 14th 2021

Merry Beach, NSW South Coast

What a top spot Merry Beach Caravan Park is! Thanks to Tim Hoevenagel (who had to work that weekend, boo!) and Clara Soedarmo for the hot tip. The place was jam-packed, being the location for the Ultimate Campers 25th Anniversary Muster – but that didn't bother us.



We had 7 attendees for the weekend including 2 visitors – plus there must have been at least a hundred kangaroos, roaming free around the site. Many of these happy hoppers were open to receiving pats and neck rubs!



Weather on Saturday was glorious. We got up in time for sunrise on the beach, accompanied by many furry and feathered friends. We also met various attendees of a photography workshop led by Brian Bird of The Complete Pixel, with whom we got together for a chat on Saturday night.

We ventured to Pebbly Beach by vehicle. Nobody saw any pebbles, but we were joined for some rest and relaxation in the shade by a few different families of ducks. There weren't many people around, so we had plenty of space to take lovely land-and-seascapes. Some members made it over to Pretty Beach by foot, too. This author couldn't handle the hike and went in search of subjects on flat ground instead.



A storm rolled in overnight and Sunday morning was a bust for photography, however the nearby take-away was open by 8am for those of us who required caffeinating before the trip home.

Club Members making good use of the seaside.

More photos can be seen in the Wollongong Camera Club Members Group:

<https://www.facebook.com/groups/686571025597672>

All Members are welcome to join and engage in discussion, tips, sharing and more.

The editor acknowledges that the report and images have been prepared by Club member, Kaz Childs. Thank you Kaz for keeping us all informed of the weekends activities.

Tuesday, March 23rd 2021

President Jim Ollis welcomed the 32 members and 1 visitor to this evening's Nature Competition. It was great to see so many attend when you consider the weather conditions of the past week, the heavy rain and floods in Western Sydney, however the Illawarra fared much better, though plenty of rain.

Business:

Jim mentioned the following for attention:

- 📅 2021 Presentation Meetings for May and June. Jim asked whether the members would be happy for these meeting to be on Zoom or gather in the hall with the presenters on Zoom? Further information will be forth coming;
- 📅 2021 August Presentation Night. This will be an "Auction Evening". Here's your chance to alleviate your cupboards of those long time unused photographic items. Maybe make a few dollars and help the Club with a small handling fee;
- 📅 Club Exhibitions. In June the Club will be holding a public exhibition of members' works at the Wollongong Old Courthouse at the Belmore Basin precinct;
- 📅 2021 Club Outings;
 - 🏠 March 27th Minnamurra Rainforest commencing at the Visitor Centre at 8:45am.
 - 🏠 March 27th Roller Derby Game day, UOW Sports Hub commencing 1:00pm;
 - 🏠 April 18th Darkes Forest, The Appleshack. Bookings essential, some places still available.
- 📅 External Competitions:
 - 🏠 September 2021. APS Photowalk with the view to photographing the local environment.

Our Judge: Peter Sherlock

Jim introduced this evening's guest judge, Peyer Sherlock from the Macarthur (Campbelltown) region. Peter is has been a member of the Macarthur Photographic Society for about 11 years and is currently the President. He is an accredited FCC (Federation of Camera Clubs NSW) Judge.

Peter has a Marketing and Advertising background particularly in the visual presentation in Retail and the theatrical world with stage and scenery designer. He has worked for some big names in the Retail and Exhibition sectors.



Photographically, Peter has won a few local Competitions. Peter enters limited external Competitions to gauge his work, its standard and where he can improve. He is a regular competitor at club level. He values the judges' critiquing as a way to improving his skills. He is an "immediate result" person and attempts to get the required result straight out of the camera, at worst limited editing. Architectural Drafting has lead Peter to geometrical shapes in his images and to provide the basis of image balance.

Peter's approach to judging is "... would I hang the image on my wall? Can I help photographers with their techniques with my comments?" He reminded the meeting that his comments are "... only one person's

This evening Competition approach, instead for the usual Digital-Prints it was Prints followed by the Digital entries.

Judge's General Comments.

Peter's general comments from the Digital Category also applied to the Print Categories. He wrote "... that this competition has presented a diverse range of subjects and it is always fascinating to consider where all the images were taken. Equally diverse was the range of skills displayed. When judging I tend to spend more time discussing an image that has not received an award than one that has received a merit. They generally speak for themselves. I probably sound harsh in some instances but it is not to be cruel. The written word has no expression or emotion. I try to be succinct and economical in comments. My comments are meant to draw the author's attention to specific issues and offer solution that may be of assistance.

In this judging I tended to concentrate on composition and subject placement rather than the mechanical aspects of taking a photograph. There were a lot of good images that I thought were adversely affected by composition. To those that fell into that category I will offer a seven point plan that I could have put at the bottom of nearly all those comments. Time permitting:

1. Frame your shot.
2. Inspect to see you have everything you want (the extremities).
3. Zoom out or step back a fraction to give yourself some room to crop.
4. Check your shutter speed and exposure.
5. Shoot.
6. Do it all again.
7. Move point of view and do it all again and again till you are satisfied you have what you need.

This will go a long way to avoiding the grief when you get home and see you have cut the tail of what you though was the best shot ever the Illawarra Panther. In reality you don't always have the time to do all that.

However, it does demonstrate the lengths that you might have to go to get an award winning image. To the winner of the Digital Competition, "Silverback Smile". Congratulations, that is truly a wonderful image.

Peter concluded by congratulating all who participated, it is a learning experience at all levels and those who aspire to improve or succeed, talk to others in your club and ask questions. In photography nobody knows everything, so there is no shame in not knowing something. The person you are asking didn't know the answer once either."

Competition: "Nature"

Prints:

Peter praised the Club for holding both A and B Grade Print categories explaining to the audience that A Grade show the highly accomplished camera craft skills along with the printing skills required for a polished final product. However he acknowledged that this doesn't occur over night and that B Grade is the starting point for new members. He explained this is the future of any Club's membership, the introduction to photography.

Colour Prints

Negative Space: Peter recognised the good use of the key elements, their placement and the provision of negative space. Speaking from his advertising background he highlighted that these negative space area provide good advertising/text space should the photographer pursue it in the future.

Depth of Field (DoF): Peter highlighted a number of entries that had various degrees of problems with DoF. He said that in macro (close-up) photography the photographer is working with a very shallow DoF even though they may be shooting at f11 ~ f22. This amounts to a DoF of only several centimetres. The result will be softness around the image and if the photographer isn't stop on with their focus, the viewer's centre of interest may become fuzzy/blurred.


Distractions: Background distractions, such as light coloured elements tend to become more pronounced in macro photography. This can create a conflict between the subject and the supporting environment for the viewer. Peter suggested taking a slight move vertically or horizontally and look into the viewfinder to see if this conflict has been either eliminated or reduced sufficiently to create a better image.


Composition: Speaking from his architectural training, Peter mentioned that photographers look for the geometrical shapes to create a pathway for the viewer's eyes to travel, taking the viewer on a journey through the whole image. Peter further explained to beware of taking the viewer out of the image by following these shapes, lines, out of the frame.

Planning: Peter spoke about "planning the shot". He suggested that the photographer spend the time to look and think about the image they are about to shoot; taking in the lighting conditions, the composition, environmental distractions, framing and making that "wow" image.

Cropping and Image Format: Peter mentioned that images in Nature Competitions can be cropped. A good way to reduce, or eliminate, distractions however there is a limit between a good crop and not enough pixels for a good image. Watch where the end of the cropped image finishes and the frame begins. The best crop is just before the shutter is operated. Check the shot and if in doubt move around looking for a better composition and then reshoot. Peter liked the way members used different image formats (square, panorama) to suit the image, its story and create a depth to the image.

Peter's Colour Prints' Awards were:

Colour Prints "A" Grade Awards		
	<i>Best In Section:</i>	"Fly on Stinkhorn Fungi" , Brian Harvey
	<i>Merits (3):</i>	Brian Harvey, Tim Porteous, Sue Martin
	<i>Credits (4):</i>	Joe Cremona, Elaine Duncan, Colin Marshman, Les Schumer
	<i>Entries received:</i>	17 <i>Entrants:</i> 17

Colour Prints "B" Grade Awards		
	<i>Best In Section:</i>	"Before the Flood" , Kaz Childs
	<i>Merits (2):</i>	Kaz Childs, Ann Lamb
	<i>Credits (3):</i>	Alexander Dawson, Graham K Hamilton, Lynley Olsson
	<i>Entries received:</i>	12 <i>Entrants:</i> 11 <i>Not Accepted</i> 1

One Monochrome Print B Grade, although had been registered online, the entry was "Not Accepted" due the print not being available for the judge to critique. Members are reminded that in the Print Categories the physical Print is required for judging.

Monochrome Prints

Peter commented that it was very marginal between entries in the A Grade Monochrome Prints as he was presented with very high quality images resulting in hard decisions to be made for the Awards.


Composition: Peter praised the entrants for their good use of the 1/3rds creating the best possible result in showcasing the entry. However he also mentioned that the B Graders could learn from the A Graders in this area. He suggested any B Grader that had problems to seek out the A Graders for their advice. Peter also challenged the A Graders to share their skills and knowledge with others in the Club. Peter reminded the audience that we should be leaving "movement" space around the subject allowing it to move out of the frame and not smacked up hard against the image edge.


Depth of Field (DoF):

Peter reiterated a photographer's use of DoF noting that just the right f-stop will create a boundary between the key and the supporting elements resulting in the viewer to be drawn to where the photographer wants them to see. He noted that DoF, through aperture selection can allow a slower shutter speed to be used, thus increasing the sense of movement.

Distractions: Peter questioned where the photographer has thought about, either in-camera or post production, cropping to remove unwanted distractions in the foreground and/or the background. He asked "... is that tall grass really necessary?" and other similar questions.

Peter's Monochrome Prints' Awards were:

Monochrome Prints "A" Grade Awards	
	<i>Best In Section:</i> "Snow Monkey Jigokudani Park" , Geraldine Lefoe
	<i>Merits (3):</i> Geraldine Lefoe, Jill Bartlett, Tim Porteous
	<i>Credits (4):</i> Matt Dawson, Kerry Gilmore, Dawne Harridge, Brian Lefoe
	<i>Entries received:</i> 16 <i>Entrants:</i> 16

Monochrome Prints "B" Grade Awards	
	<i>Best In Section:</i> "Cicada Time" , Val Porter
	<i>Merits (2):</i> Valerie Porter, Monte Hunt
	<i>Credits (4):</i> Wayne Fulcher, Ann Lamb, Lynley Olsson, Clara Soedarmo
	<i>Entries received:</i> 10 <i>Entrants:</i> 10

Following the completion of the Print critiquing, a short break was taken to allow our judge to catch his breath and to refresh his thoughts on the Digital category.

Digital Images:

Peter commented that he would briefly speak about some of the Digital "Acceptances" making just general comments. He had prejudged this category and has written extensive comments for all entries and all members are encouraged to view these images and their associated comments.

Entry Not Accepted: Peter eliminated one entry as it doesn't comply with the Nature Guidelines, especially in respect to the presence of human elements except where it is an integral part of the nature story.

Distractions: Peter suggested that photographers need to consider, and think about, the image's background. "... is there a distraction? Can I take a step to the side to eliminate the distraction and then retake the shoot? Is there any conflict (colour, elements)?" Peter acknowledges that there are situations where a quick decision to shoot due to the subject's quick movement, but generally a photographer will have time to look around the viewfinder to assess the whole image. We (photographers) need to make this an automatic habit. This simple stop – look – assess principle will reduce the time the photographer sits in front of a computer, editing the image. Peter suggested relocating to a different viewpoint, using a shallow DoF through a wider aperture setting.


Cropping: Peter mentioned that there is limited "adjustments" that a photographer can do in a Nature competition. However one tool that can be utilised is the Crop Tool. For the best results, crop before operating the shutter by getting in closer, if this isn't an option, then it's an editing process that awaits your attention. Peter stressed that a macro subject is swamped by various colours, conflicting elements. The solution? Get in closer, or use the Crop Tool. However be aware that too much cropping will affect the image's storyline and create a poor image through the reduction of available pixels.

Lighting: Peter noted that some macro/close-up entries suffered from poor natural lighting. He recommended that photographers carry a small reflector to bounce directional light onto the subject. Use the light to

separate the key subject from all other elements. He said personal reflectors can be as simple as a white sheet of paper, aluminum foil, to large reflectors like umbrellas.

Peter spoke more in depth on the Awrad (Merit and Credit) images explaining how these attracted his attention, the quality of the image and the image's message.

Peter's Digital Awards were:

Digital All Grades Awards				
	<i>Best In Section:</i>		“Silverback Smile”, Tim Porteous	
	<i>Merits (4):</i>	Tim Porteous, Geraldine Lefoe, Colin Marshman, Cheryl Thompson		
	<i>Credits (7):</i>	Matt Dawson, Tim Hoevenagel, Ann Lamb, Sue Martin, Vivienne Noble, Sue Shaw, Clara Soedarmo, Sue Souter		
	<i>Entries received:</i>	35	<i>Entrants:</i>	34

Peter's comments on Tim's Best in Section Digital image were; “This displays an exceptional tonal range, whites to blacks and everything in between. Note the metallic sheen on the nose and the depth in the eyes. The highlights are well handled and the subject is rendered beautifully. The crop is economical but allows the viewer to assess the bulk of the Gorilla but leaves enough room to see the detail of the face and that expression. The only advice I can offer is, keep doing what you are doing.”

One Digital Entry was “Not Accepted” by the judge as “... in my opinion this does not meet the criteria for nature.” Peter's assessment was that the human element, though allowed in minimal form had actually dominated the image and the storyline for a nature image.

Members are reminded to check the guidelines for all Set Subjects and if there is any doubt to seek clarification from the Competition Manager.

Chairperson, Jim, thanked Peter for coming to Wollongong to share his experience through his comments on all the entries. Jim added that there was a large amount of work for Peter and that he had something for everyone to take on-board and consider in their photography.

Saturday, March 27th 2021

The recent stormy weather with extreme rain, some places along the east coast receiving 200mm plus in 24 hours, a 1-in-50 Years flooding causing havoc. The Sydney Basin was drenched to say the least. The Illawarra area fared better however the escarpment waterfalls were in full flood.



The destination of the Club's latest outing was the Minnamurra State Rainforest and Falls, part of the Budderoo National Park. Earlier in the week the NSW National Parks had closed this section due to the large volumes of water over the Falls and in the river gorge. By Saturday, the Rainforest was open for visitors again with a small band of hardy members donning their hiking gear, walking boots and ponchos ready to take on the leeches and whatever else nature could throw at them. Many took the challenge to walk the steep pathway to see the Falls and to capture it.

After the arduous journey to the Falls and then the return walk back to the Picnic Area, the Club members shared their experiences and photos; the good and the not-so-good over a hot drink and picnic lunch. Thank you Kaz for arranging yet another challenging outing for the members.

Tuesday, March 30th 2021

5th Tuesday Social Evening is Back!

COVID-19 has taken its toll on many businesses and activities during the past 12 months. One of the first Club activities to have the “hold” button pushed was the 5th Tuesday of the Month Social Evening, social distancing, masks etc. An informal time of sharing fellowship over a meal cooked by someone else, but unfortunately paid by the member. During the time prior to COVID the Club averaged 18 members chatting and having a good time.

Now it's back. No! Not COVID, but the Social Evening. A new organiser, Kaz Childs, arranged a night at Kneading Ruby's Restaurant in Crown Lane, Wollongong. It's a modern take on a pizzeria, with side dishes and pizzas produced from locally sourced produce, intended to share.

From the attendees' social media comments it appear it was a great night, terrific food and a good time had by all who attended. The restaurant's staff were so helpful, just adding ambience to the evening.

For those that may have missed this occasion, another “5th Tuesday of the Month” isn't far away; June 2021. So watch out for emails regarding the next great adventure of the gustation type.

POINTSCORES: March 2021

PRINTS:

Colour Prints “A” Grade:

9	Joe Cremona	6	Cheryl Thompson	4	Colin Marshman
7	Brian Harvey	4	Les Schumer	2	Dawne Harridge
6	Helen Robinson	4	Elaine Duncan	2	Ruth Brooks
6	Brian Lefoe	4	Geraldine Lefoe	2	Jill Bartlett
6	Sue Martin	4	Vivienne Noble	2	Matt Dawson
6	Tim Porteous			1	Kerry Gilmore

Colour Prints “B” Grade:

11	Kaz Childs	5	Ann Lamb	2	Clara Soedarmo
9	Lynley Olsson	4	Wayne Fulcher	1	Michael Cherviakov
6	Graham K Hamilton	4	Alex Dawson	1	Raymond Clack
6	Tim Hoevenagel	2	Monte Hunt	1	Kathy Pond
		2	Val Porter		

Monochrome Prints “A” Grade:

9	Geraldine Lefoe	6	Tim Porteous	4	Vivienne Noble
9	Matt Dawson	6	Cheryl Thompson	3	Kerry Gilmore
8	Brian Lefoe	4	Les Schumer	2	Joe Cremona
6	Helen Robinson	4	Dawne Harridge	2	Sue Martin
6	Ruth Brooks	4	Elaine Duncan	2	Colin Marshman
6	Jill Bartlett			1	Brian Harvey

Monochrome Prints “B” Grade:

9	Val Porter	7	Kaz Childs	2	Alex Dawson
8	Monte Hunt	6	Clara Soedarmo	2	Michael Cherviakov
8	Wayne Fulcher	4	Lynley Olsson	2	Tim Hoevenagel
8	Ann Lamb			1	Raymond Clack

DIGITAL:

11	Tim Porteous	4	Elaine Duncan	2	Brian Lefoe
10	Geraldine Lefoe	4	Sue Shaw	2	Val Porter
10	Cheryl Thompson	4	Matt Dawson	2	Jill Bartlett
8	Ann Lamb	4	Tim Hoevenagel	2	Kathy Pond
8	Clara Soedarmo	3	Dylan Tate	2	Graham K Hamilton
8	Vivienne Noble	3	Sue Souter	2	Carolyn Womsley
8	Colin Marshman	2	Dawne Harridge	2	Michael Cherviakov
6	Kaz Childs	2	Monte Hunt	1	Ruth Brooks
6	Joe Cremona	2	Brian Harvey	1	Ross Bembrick
6	Sue Martin	2	Bruce Shaw	1	Andrew Gray
6	Raymond Clack	2	Lynley Olsson	1	Wayne Fulcher
5	Luke Molloy	2	Alex Dawson	1	Kerry Gilmore
4	Les Schumer	2	Joseph Baez	1	Rachel Gilmour

2021 Competition Details: April

Competition: Subject “Open”

Monthly Competition On Line Entry Registration Closing Dates:

<u>Section</u>	<u>Closing Date & Time/Comments</u>
Digital:	2nd Tuesday of the Competition Month. Closing Time: 11:45pm
Prints;	
<i>On Line Registration</i>	2nd Tuesday of the Competition Month. Closing Time: 11:45pm
<i>Entry:</i>	

All 2021 Monthly Competition Entry/Entries, Digital and all Print Classifications, are by the “On Line” Registration with the Entry Form is found at the Club’s website.

Competition Subject Guidelines.

All members are encouraged to view the Club’s website (<https://wollongong.myphotoclub.com.au/>) and click on the “Calendar” to view the recent change/s to competition guidelines.

Members’ Attention is drawn to a recent post sent out by our Secretary, Ruth, regarding Competition evening changes and the requirements for all Print entries to on display before 7:15pm.

WCC Competitions - Important

View this on our website at <https://wollongong.myphotoclub.com.au/wcc-competitions-important/>

On our competition nights prints must be on stands by 7.15pm. This is especially important now that we are trialling judging prints first. And, according to our Rules, only prints on stands before 7.15pm are eligible for judging. If you cannot arrive on time the best thing is to ask someone else to take your prints for you.

OUR SPONSORS

The Wollongong Camera Club is proudly supported by the following:




<https://www.photomart.com.au/>



<https://www.camerahouse.com.au/store/campbelltown>



<http://malcolmfackender.com/>



<https://www.onlinecameraed.com/>

When considering your next printing requirements, photographic equipment, photographic tutoring or Travel then please support one of these Photographic Companies.